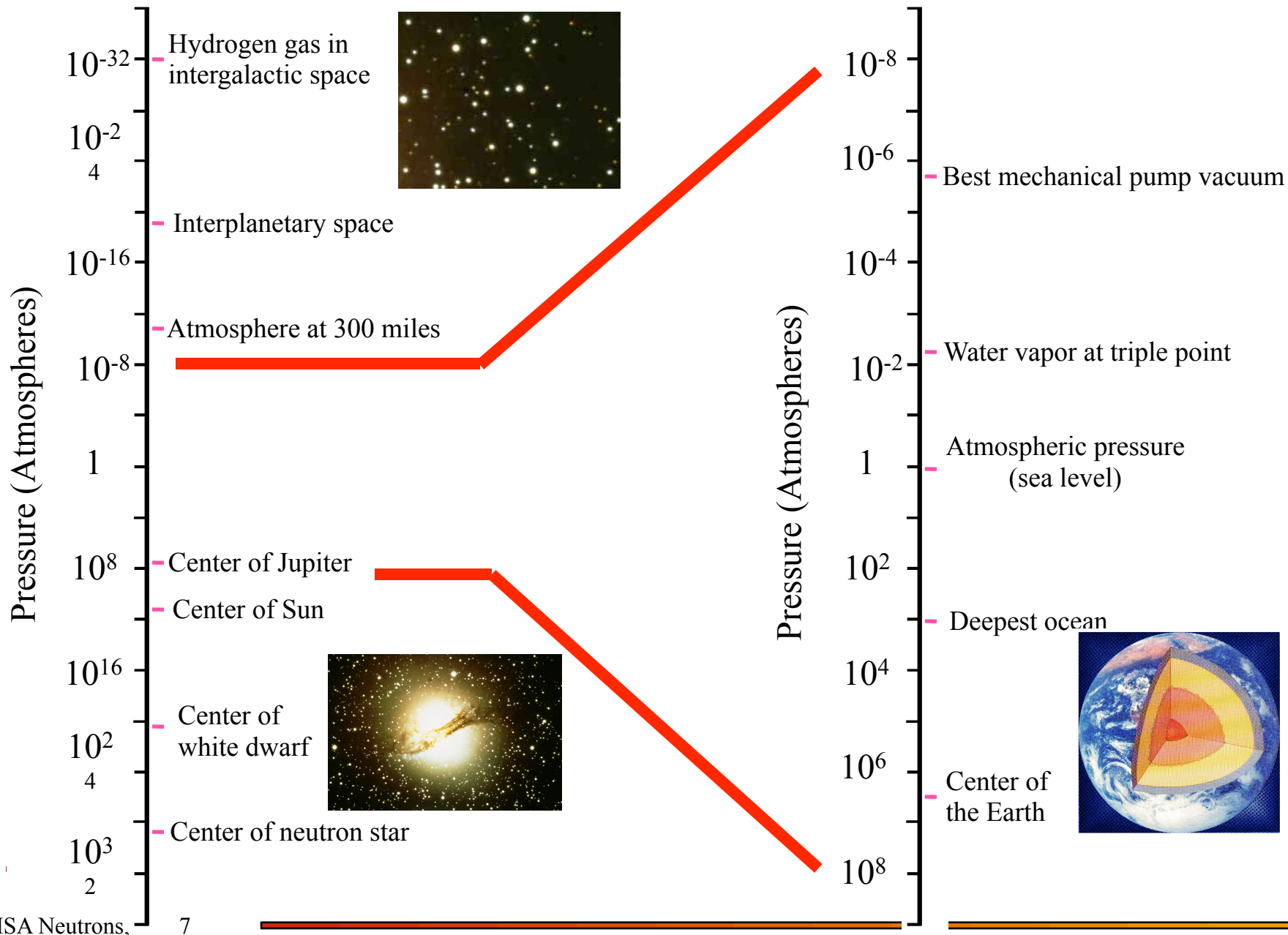




Neutrons and High Pressure

**John B. Parise
Stony Brook University, NY**

RANGE OF PRESSURES IN THE UNIVERSE



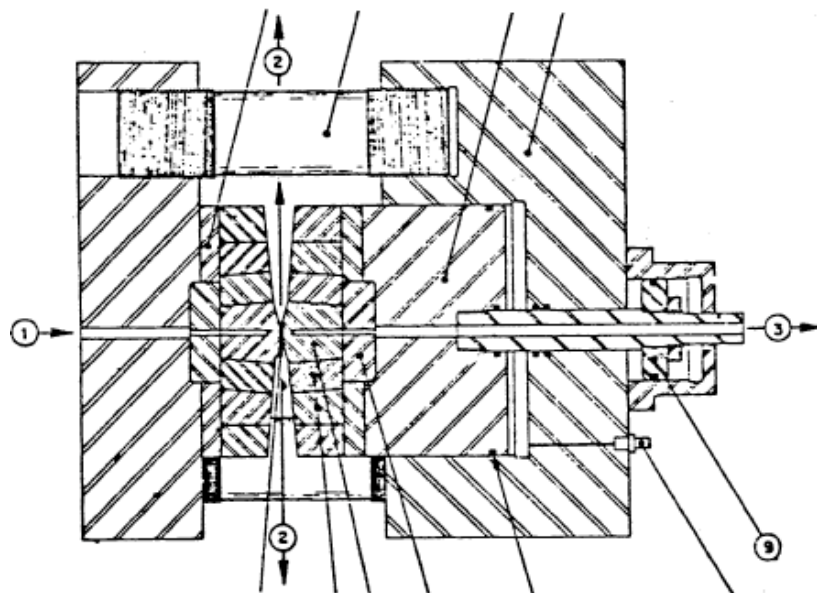
Why Pressure? Science Issues Addressed

- Nature of dense hydrogen - *cryogenic to brown dwarf conditions*
- Composition, elasticity, and thermal state of Earth's core
- Structures of complex hydrous phases
 - *Clathrates, molecular compounds, **hydrous silicates**, metal hydrides*
- **Hydrogen bonding** - *Organic & inorganic systems, inc. liquids*
- Supercritical fluids and liquids
 - *Structure and dynamics and effect on chemical reactions*
- Structure and dynamics of **silicate melts and glasses**
- Planetary ices - *Structure, strength, and dynamics*
- Influence of pressure and stress on **magnetic properties**
- Structure and dynamics of **nanomaterials under pressure**
- General **phase transition studies**
- Chemical kinetics and reaction mechanism - *inner vs. outer sphere*
- Your favorite application here

Early cells (courtesy JD Jorgensen)

R. M. Brugger, R. B. Bennion, T. G. Worlton, and W. R. Meyers, *Trans. Amer. Crystallogr. Assn.* 5, 141 (1969).

100 kbar opposed-anvil press for time-of-flight neutron powder diffraction



Al_2O_3 anvils with 1 inch diameter faces

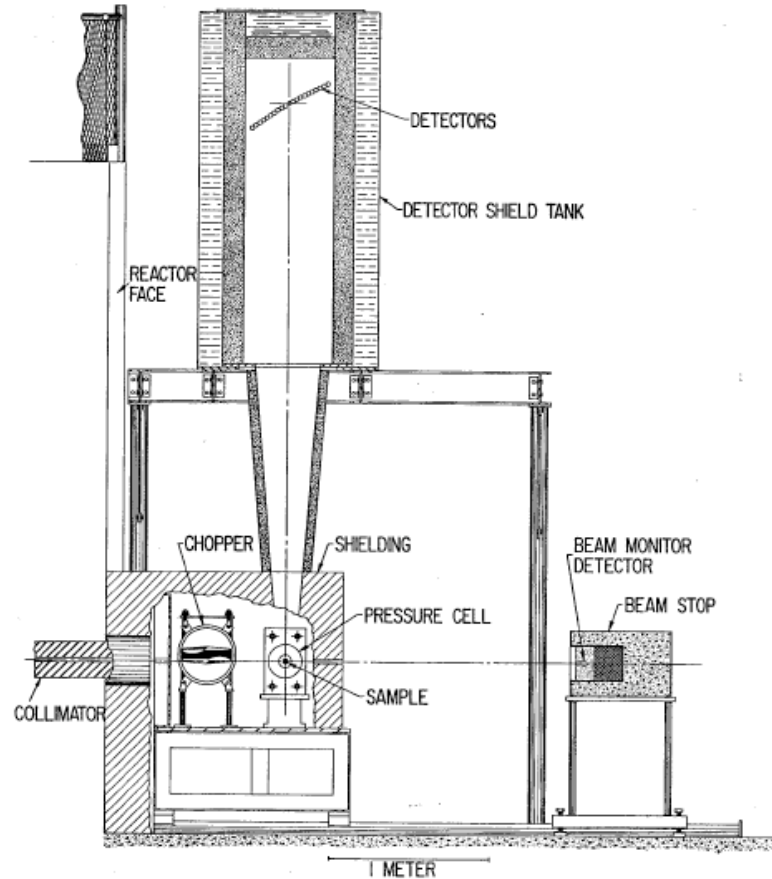
Sample volume = 0.05 cm^3

(0.6 cm diam. x 0.3 cm thick)

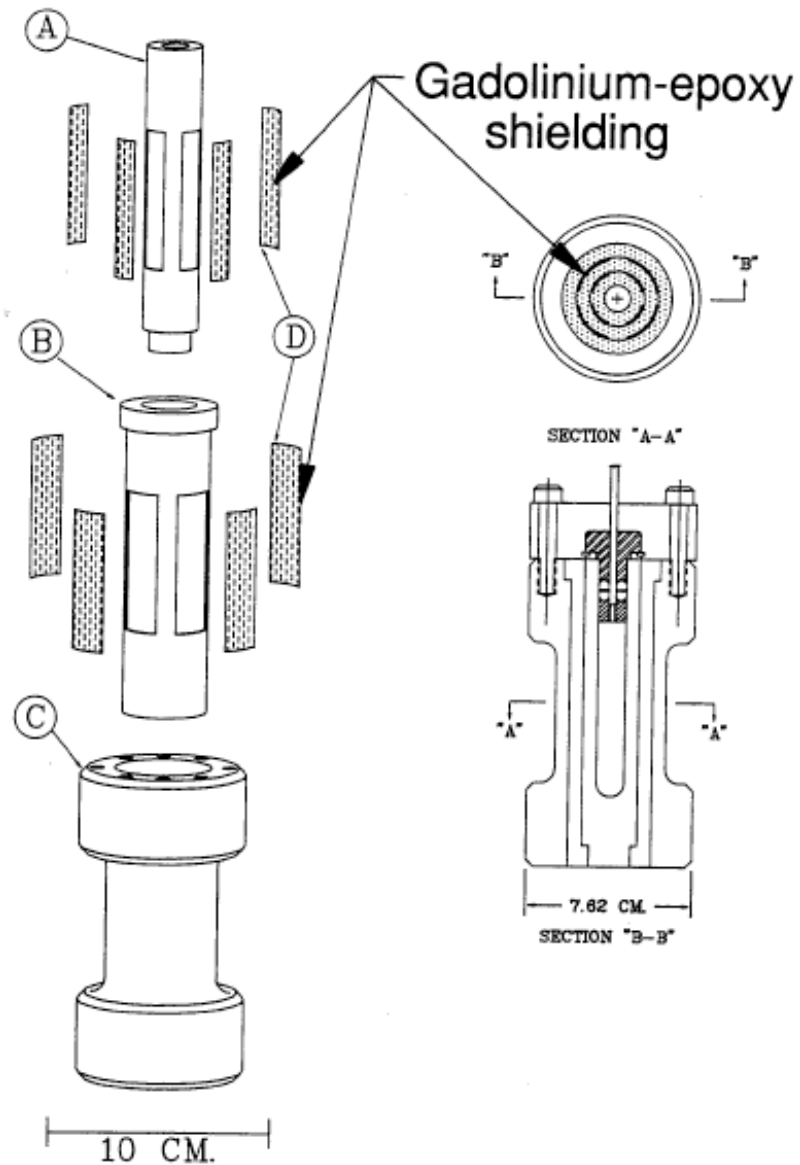
- **Jim recognized early**
 - **Clear interference from cell a huge problem in angle dispersive mode**
 - **Solutions**
 - **fixed exit cells (spallation or ED rather than AD scattering)**
 - **either live with the interference or rethink alternatives**
- **Other considerations**
 - **Gas cells (low P but high precision)**
 - **Solid media cells (high P) but also high noise**

Early fixed angle time of flight set up

High-Pressure TOF Powder Diffractometer
at Argonne's CP-5 Research Reactor



Gas Pressure Cell for Time-of-Flight Neutron Diffraction



Argonne High Pressure Neutron Diffraction Publications: (1966-2005, compiled by J. D. Jorgensen)

(Includes work done at the MTR Research Reactor at Argonne West in the late 1960's and later work at Argonne National Laboratory's CP-5 Reactor and Intense Pulsed Neutron Source)

- 1966: Neutron Diffraction Studies of Samples at High Pressures, R. M. Brugger, R. B. Bennion, E. R. Peterson, and T. G. Worlton, USAEC Report IDO-17170 (May 1966)
- 1967: Neutron Diffraction Studies of Samples at High Pressures, R. M. Brugger, R. B. Bennion, T. G. Worlton, and E. R. Peterson, in Research Applications of Nuclear Pulsed Systems, IAEA Vienna (1967)
- Pressure Dependence of the Morin Transition in α -Fe₂O₃ to 26 kbar, T. G. Worlton, R. B. Bennion, and R. M. Brugger, Phys. Lett. 24A, 653 (1967)
- The Crystal Structure of Bismuth-II at 26 kbar, R. M. Brugger, R. B. Bennion, and T. G. Worlton, Phys. Lett. 24A, 714 (1967)
- 1968: Neutron Diffraction Study of the Magnetic Structure of Hematite to 41 kbar, T. G. Worlton and D. L. Decker, Phys. Rev. 171, 596 (1968)
- Pressure Dependence of the Neel Temperature of Cr₂O₃, T. G. Worlton, R. M. Brugger, and R. B. Bennion, J. Phys. Chem. Solids 29, 435 (1969)
- 1969: Neutron Diffraction at High Pressures, R. M. Brugger, R. B. Bennion, T. G. Worlton, and W. R. Myers, Trans. Amer. Crystallog. Assoc. 5, 141 (1969)
- 1972: Compression of NaCl and CsCl to 32 kbar, D. L. Decker and T. G. Worlton, J. Appl. Phys. 43, 4799-4800 (1972)
- Anisotropic Thermal Expansion and Compressibility of Zircon, T. G. Worlton, L. Cartz, A. Niravath, H. Ozkan, High Temp.-High Press. 4, 463-469 (1972)
- 1974: Anisotropic Thermal Expansion and Compressibility of Black Phosphorous, R. J. Riedner, S. R. Srinivasa, L. Cartz, T. G. Worlton, R. Klinger, R. A. Beyerlein, AIP Conf. Proc. 17, 8 (1974); Thermal Expansion - 1973, Proc. of the 1973 International Symp. of Thermal Expansion of Solids
- Neutron Diffraction Study of KCN III and KCN IV at High Pressure, D. L. Decker, R. A. Beyerlein, G. Roullet, T. G. Worlton, Phys. Rev. B 10, 3584-3593 (1974)
- **I believe this is the first Rietveld refinement done in the US. The authors were not aware of Rietveld's work, so they did not cite his paper. They developed a least-squares fitting routine on their own and used it to compare different structural models to the data.
- 1975 Structure and Order Parameters in the Pressure Induced Continuous Transition in TeO₂, T. G. Worlton, R. A. Beyerlein, Phys. Rev. B 12, 1899-1907 (1975)
- Press Calibration at Elevated Temperatures, D. L. Decker, J. D. Jorgensen, and R. W. Young, High Temp.-High Pres. 7, 331 (1975)
- 1976 Neutron Diffraction Measurements on Thallium at High Pressure, T. G. Worlton and R. A. Beyerlein, High Temp.-High Press. 8, 27-30 (1976)
- High Pressure Neutron Diffraction Study of α -Si₃N₄, J. D. Jorgensen, T. G. Worlton, S. R. Srinivasa, and L. Cartz, Conf. on Neutron Scattering, Vol. I, Gatlinburg, Tennessee, June 6-10, 1976, (ORNL and USERDA) (National Technical Information Service, U.S. Dept. of Commerce, Springfield, Va. CONF-760601-P1 (1976), pp. 55-61
- Multicomponent Profile Refinement of Time-of-Flight Neutron Diffraction Data, T. G. Worlton, J. D. Jorgensen, R. A. Beyerlein, D. L. Decker, Nuclear Instrum. Methods 137, 331-337 (1976)
- 1977
- High Pressure Neutron Diffraction Study of Si₂N₂O, S. R. Srinivasa, L. Cartz, J. D. Jorgensen, T. G. Worlton, R. A. Beyerlein, and M. Billy, J. Appl. Cryst. 10, 167-171 (1977)

Argonne High Pressure Neutron Diffraction Publications: (1966-2005, compiled by J. D. Jorgensen)

(Includes work done at the MTR Research Reactor at Argonne West in the late 1960's and later work at Argonne National Laboratory's CP-5 Reactor and Intense Pulsed Neutron Source)

- Diffusion of Mercury and Cadmium in Lead at High Pressures, H. B. Vanfleet, J. D. Jorgensen, J. D. Schmutz, and D. L. Decker, Phys. Rev. B 15, 5545-5549 (1977)
- 1978
- Pressure-Induced Strain Transition in NiF₂, J. D. Jorgensen, T. G. Worlton, and J. C. Jamieson, Phys. Rev. B 17, 2212-2214 (1978)
- Compression Mechanisms in α -Quartz Structures--SiO₂ and GeO₂, J. D. Jorgensen, J. Appl. Phys. 49, 5473-5478 (1978)
- **Perhaps the most highly cited paper from the early days.
- 1979
- The Pressure Induced Strain Transition in NiF₂, J. D. Jorgensen, T. G. Worlton, and J. C. Jamieson, High Pressure Science and Technology, Vol. 1, K. D. Timmerhaus and M. S. Barber (Eds.), (Plenum Press, 1979) pp. 152-160
- Time-of-Flight Neutron Diffraction Study of Germanium Oxynitride, Ge₂N₂O, J. D. Jorgensen, S. R. Srinivasa, J. Labbe, and G. Roult, Acta Cryst. B 35, 141-142 (1979)
- Effect of Pressure on Bonding in Black Phosphorous, L. Cartz, S. R. Srinivasa, R. J. Riedner, J. D. Jorgensen and T. G. Worlton, J. Chem. Phys. 71, 1718-1721 (1979)
- Pressure-Induced Tetrahedral Tilting and Deformation in Ge₂N₂O, S. R. Srinivasa, L. Cartz, J. D. Jorgensen, and J. C. Labbe, J. Appl. Cryst. 12, 511-516 (1979)
- 1980
- Structural Parameters for the Suspected Pressure-Induced Electron Transition in InBi, J. D. Jorgensen and J. B. Clark, Phys. Rev. B 22, 6149-6154 (1980)
- **The first high-pressure study of an electronic topological (Lifshitz) transition.
- Time-of-Flight Neutron Powder Diffraction at Pressures to 35 Kilobars, J. D. Jorgensen, Accuracy in Powder Diffraction, S. Block and C. R. Hubbard (Eds.), (National Bureau of Standards Special Publications 567, 1980) pp. 89-90
- 1981
- High Pressure Behavior of α -Quartz, Oxynitride and Nitride Structures, L. Cartz and J. D. Jorgensen, J. Appl. Phys. 52, 236-244 (1981)
- 1982
- Pressure and Temperature Behavior of Framework Silicates and Nitrides, L. Cartz and J. D. Jorgensen, Thermal Expansion 7, D. C. Larsen (Ed.), (Plenum Press, 1982), pp. 147-154
- 1984
- Structure of D₂O Ice VIII from In Situ Powder Neutron Diffraction, J. D. Jorgensen, R. A. Beyerlein, N. Watanabe and T. G. Worlton, J. Chem. Phys. 81, 3211-3214 (1984)
- **Among the first in situ neutron diffraction work on the high-pressure phases of ice.
- 1985
- Disordered Structure of D₂O Ice VII from In-Situ Neutron Powder Diffraction, James D. Jorgensen and Thomas G. Worlton, J. Chem. Phys. 83, 329-333 (July 1985)
- **Among the first in situ neutron diffraction work on the high-pressure phases of ice
- 1986
- Order Parameter and Critical Exponent for the Pressure-induced Phase Transitions in ReO₃, J.-E. Jørgensen, J. D. Jorgensen, B. Batlogg, J. P. Remeika, and J. D. Axe, Phys. Rev. B 33, 4793-4798 (1986)
- **A truly beautiful piece of work on the pressure-induced soft-mode transition in ReO₃. This is one of the few cubic perovskites that does what perovskites are predicted to do at high pressure.

- 1987
- Lattice Instability and Superconductivity in the Pb, Sn, and Ba Chevrel Phases, J. D. Jorgensen, D. G. Hinks, and G. P. Felcher, Phys. Rev. B 35, 5365-5368 (1987)
- 1988
- Superconductivity of Divalent Chevrel Phases at Very High Pressures, Y. S. Yao, R. P. Guertin, D. G. Hinks, J. D. Jorgensen, and D. W. Capone, Phys. Rev. B. 37, 5032-5037 (1988)
- 1989
- Martensitic Transformation from BCC 9R and FCC in Metallic Lithium, H. G. Smith, R. Berliner, and J. D. Jorgensen, Physica B 156 & 157, 53-55 (1989)
- Structure of ND4F-II, A. C. Lawson, R. B. Roof, J. D. Jorgensen, B. Morosin, and J. E. Schirber, Acta Cryst. B 45, 212-218 (1989)
- **At the time, this was a pretty complex structure to determine from high-pressure data.
- 1990
- Pressure Effects on the Martensitic Transformation in Metallic Lithium, H. G. Smith, R. Berliner, J. D. Jorgensen, M. Nielsen, and J. Trivisonno, Phys. Rev. B 41, 1231-1234 (1990)
- Pressure-Induced Charge Transfer and dT_c/dP in $YBa_2Cu_3O_{7-x}$, J. D. Jorgensen, S. Pei, P. Lightfoot, D. G. Hinks, B. W. Veal, B. Dabrowski, A. P. Paulikas, R. Kleb, and I. D. Brown, Physica C 171, 93-102 (1990)
- **A classic study of pressure effects in cuprate superconductors and also the first description of the helium gas pressure cell that we now use.
- Pressure-Induced Structural Changes in $La_{1.85}Sr_{0.15}CuO_4$, S. Pei, J. D. Jorgensen, D. G. Hinks, B. D. Dabrowski, P. Lightfoot, and D. R. Richards, Physica C 169, 179-183 (1990)
- Pressure-Induced Structural Changes in the Superconductor $(Nd_{1-x}Sr_x)(Nd_{1-y}Ce_y)CuO_{4-z}$: A Neutron Diffraction Study, F. Izumi, J. D. Jorgensen, P. Lightfoot, S. Pei, Y. Yamada, E. Takayama-Muromachi, and T. Matsumoto, Physica C 172, 166-174 (1990)
- Structural Studies at High Pressure Using Time-of-Flight Neutron Powder Diffraction, J. D. Jorgensen, in High Pressure Science and Technology, Proceedings of the 12th AIRAPT and 27th EHPRG Conference, Paderborn, Germany, 1989, edited by W. B. Holzapfel and P. G. Johannsen, (Gordon and Breach Science Publ., 1990), pp. 441-443; also published as a special edition of High Pressure Research, volumes 3,4, and 5 (1990).
- **A very nice short review if you can get your hands on the conference proceedings.
- 1991
- Pressure Effects on the Martensitic Transformation in Metallic Sodium, H. G. Smith, R. Berliner, J. D. Jorgensen, and J. Trivisonno, Phys. Rev. B 43, 4524-4526 (1991)
- Structural Changes of Superconducting $YBa_2Cu_4O_8$ Under High Pressure, Y. Yamada, J. D. Jorgensen, S. Pei, P. Lightfoot, Y. Kodama, T. Matsumoto, and F. Izumi, Physica C 173, 185-194 (1991)
- 1992
- Anomalous Behavior of the Pressure Dependence of Lattice Constants in $Tl_2Ba_2CuO_{6+x}$, H. Takahashi, J. D. Jorgensen, B. A. Hunter, R. L. Hitterman, S. Y. Pei, F. Izumi, Y. Simakawa, Y. Kubo, and T. Manako, Physica C 191, 248-254 (1992)
- Pressure-Induced Structural Changes and Charge Transfer in $Tl_2Ba_2CuO_{6+z}$, F. Izumi, J. D. Jorgensen, Y. Shimakawa, Y. Kubo, T. Manako, Shiyu Pei, T. Matsumoto, R. L. Hitterman, and Y. Kanke, Physica C 198, 426-436 (1992)
- 1993
- Structure of Potassium Cyanide at Low Temperature and High Pressure Determined by Neutron Diffraction, H. T. Stokes, D. L. Decker, H. M. Nelson, and J. D. Jorgensen, Phys. Rev. B 47, 11082-11092 (1993)

- 1994
- Pressure-Induced Structural Changes in Superconducting $\text{HgBa}_2\text{Can-1Cu}_n\text{O}_{2n+2+x}$ ($n=1,2,3$) Compounds, B. A. Hunter, J. D. Jorgensen, J. L. Wagner, P. G. Radaelli, D. G. Hinks, H. Shaked, R. L. Hitterman, and R. B. Von Dreele, *Physica C* 221, 1-10 (1994)
- **A key paper for learning how pressure can increase T_c in a cuprate superconductor.
- Pressure-Induced Phase Transition and Pressure Dependence of Crystal Structure in Low (a) and Ca/Al-doped Cristobalite, J. B. Parise, A. Yeganeh-Haeri, D. J. Weidner, J. D. Jorgensen, and M. A. Saltzberg, *J. Appl. Phys.* 75, 1361-1367 (1994)
- Structural Effects of Hydrostatic Pressure in Orthorhombic $\text{La}_{2-x}\text{Sr}_x\text{CuO}_4$, H. Takahashi, H. Shaked, B. A. Hunter, P. G. Radaelli, R. L. Hitterman, D. G. Hinks, J. D. Jorgensen, *Phys. Rev. B*, 50, 3221-3229, (1994)
- Pressure-Induced Structural Changes in $\text{Nd}_{2-x}\text{Ce}_x\text{CuO}_4$ ($x=0$ and 0.165), T. Kamiyama, F. Izumi, H. Takahashi, J. D. Jorgensen, B. Dabrowski, R. L. Hitterman, D. G. Hinks, H. Shaked, T. O. Mason, M. Seabaugh, *Physica C* 229, 377-388, (1994)
- Structural Effects of Hydrostatic Pressure in $\text{Sr}_{1-x}\text{M}_x\text{CuO}_2$ ($M=\text{La}, \text{Ca}$) and $\text{Sr}_4\text{Cu}_6\text{O}_{10}$, H. Shaked, Y. Shimakawa, B. A. Hunter, P. G. Radaelli, B. Dabrowski, R. L. Hitterman, J. D. Jorgensen, P. Han, D. A. Payne, S. Kikkawa, G. Er, F. Kanamaru, *Phys. Rev. B* 50, 12752-12759, (1994)
- 1995 Physica C
- Room Temperature Compressibility of C60: Intercalation Effects with He, Ne and Ar, J. E. Schirber, G. H. Kwei, J. D. Jorgensen, R. L. Hitterman, B. Morosin, *Phys. Rev. B* 51, 12014-12017 (1995)
- **A very interesting paper about how rare gas intercalation affects the compressibility of C60.
- Pressure Effects on T_c and Structure in Overdoped $\text{TiSr}_2\text{CaCu}_2\text{O}_{7-x}$, Y. Shimakawa, J. D. Jorgensen, B. A. Hunter, H. Shaked, R. L. Hitterman, Y. Kubo, T. Kondo, T. Manako, H. Takahashi, N. Mori, *Physica C* 253, 71-78 (1995)
- 1996 and 27th edition of
- Ne-intercalated C60: Pressure Dependence of Ne-site Occupancies, B. Morosin, J. D. Jorgensen, S. Short, G. H. Kwei, and J. E. Schirber, *Phys. Rev. B* 53, 1675-1678 (1996)
- Effect of Pressure on the Superconducting Primitive Cubic and "Polymeric" Phases of Na_2CsC_60 , J. E. Schirber, L. Hansen, B. Morosin, J. E. Fischer, J. D. Jorgensen, G. H. Kwei, *Physica C* 260, 173-176 (1996)
- Structural Features that Optimize High Temperature Superconductivity, J. D. Jorgensen, D. G. Hinks, O. Chmaissem, D. N. Argyriou, J. F. Mitchell, B. Dabrowski, in *Recent Developments in High Temperature Superconductivity*, edited by J. Klamut, B. W. Veal, B. M. Dabrowski, P. W. Klamut, M. Kazimierski (Springer-Verlag, Berlin, 1996), p. 1-16 15-194
- **A nice summary of how high-pressure work on cuprate superconductors leads to an understanding of how T_c is optimized in these materials.
- On the Pressure Induced Phase of Na_2CsC_60 , B. Morosin, J. E. Schirber, J. D. Jorgensen, G. H. Kwei, T. Yildirim, J. E. Fischer, in *Recent Advances in the Chemistry and Physics of Fullerenes and Related Materials*, Vol. III, edited by M. M. Kadish and R. S. Ruoff, (Electrochemical Soc, Pennington, NJ, 1996) pp. 446-456 a, Y. Kubo,
- 1997 i, and Y.
- Compressibility, Phase Transitions, and Oxygen Migration in the Zirconium Tungstate, ZrW_2O_8 , J. S. O. Evans, Z. Hu, J. D. Jorgensen, D. N. Argyriou, S. Short, A. W. Sleight, *Science* 275, 61-65 (3 January 1997)
- **I think this is the first high-pressure diffraction paper on this classic negative thermal expansion material.
- Rare-Gas Intercalation into Fullerene Interstices, G. H. Kwei, J. D. Jorgensen, J. D. Schirber, B. Morosin, *Fullerene Science and Technology* 5, 243-256 (1997) B 47,
- Sign Reversal of the Mn-O Bond Compressibility in $\text{La}_{1.2}\text{Sr}_{1.8}\text{Mn}_2\text{O}_7$ Below T_C : Exchange Striction in the Ferromagnetic State, D. N. Argyriou, J. F. Mitchell, J. B. Goodenough, O. Chmaissem, S. M. Short, J. D. Jorgensen, *Phys. Rev. Lett.* 78, 1568-1572 (1997)

Argonne High Pressure Neutron Diffraction Publications: (1966-2006, compiled by J. D. Jorgensen)

- **1994** - Pressure-Induced Structural Changes in Superconducting $\text{HgBa}_2\text{Ca}_{n-1}\text{Cu}_n\text{O}_{2n+2+\delta}$ ($n=1,2,3$) Compounds, B. A. Hunter, J. D. Jorgensen, J. L. Wagner, P. G. Radaelli, D. G. Hinks, H. Shaked, R. L. Hitterman, and R. B. Von Dreele, *Physica C* **221**, 1-10 (1994) ****A key paper for learning how pressure can increase T_c in a cuprate superconductor.**
- **1995** - Room Temperature Compressibility of C_{60} : Intercalation Effects with He, Ne and Ar, J. E. Schirber, G. H. Kwei, J. D. Jorgensen, R. L. Hitterman, B. Morosin, *Phys. Rev. B* **51**, 12014-12017 (1995)
****A very interesting paper about how rare gas intercalation affects the compressibility of C_{60} .**
- **1996** - Structural Features that Optimize High Temperature Superconductivity, J. D. Jorgensen, D. G. Hinks, O. Chmaissem, D. N. Argyriou, J. F. Mitchell, B. Dabrowski, in Recent Developments in High Temperature Superconductivity, edited by J. Klamut, B. W. Veal, B. M. Dabrowski, P. W. Klamut, M. Kazimierski (Springer-Verlag, Berlin, 1996), p. 1-16
****A nice summary of how high-pressure work on cuprate superconductors leads to an understanding of how T_c is optimized in these materials.**
- **1997** - Compressibility, Phase Transitions, and Oxygen Migration in the Zirconium Tungstate, ZrW_2O_8 , J. S. O. Evans, Z. Hu, J. D. Jorgensen, D. N. Argyriou, S. Short, A. W. Sleight, *Science* **275**, 61-65 (3 January 1997)
****I think this is the first high-pressure diffraction paper on this classic negative thermal expansion material.**
- Sign Reversal of the Mn-O Bond Compressibility in $\text{La}_{1.2}\text{Sr}_{1.8}\text{Mn}_2\text{O}_7$ Below T_C : Exchange Striction in the Ferromagnetic State, D. N. Argyriou, J. F. Mitchell, J. B. Goodenough, O. Chmaissem, S. M. Short, J. D. Jorgensen, *Phys. Rev. Lett.* **78**, 1568-1572 (1997) ****A very interesting study of how pressure can strongly modify magnetic coupling, leading to unusual structural responses.**
- **1999** - Pressure-Induced Cubic-to-Orthorhombic Phase Transition in ZrW_2O_8 , J. D. Jorgensen, Z. Hu, S. Teslic, D. N. Argyriou, S. Short, J. S. O. Evans, A. W. Sleight, *Phys. Rev. B* **59**, 215-225 (1999)
Ne Intercalated C_{60} : Diffusion Kinetics, B. Morosin, Z. Hu, J. D. Jorgensen, S. Short, J. E. Schirber, G. H. Kwei, *Phys. Rev. B* **59**, 6051-6057 (1999)
****A novel experiment exploring time-dependent intercalation effects in C_{60} .**
- **2000** - Key Insights from Structural Studies of High-Temperature Superconductors: Is There a Path to Higher T_c ?, J. D. Jorgensen, in Advances in Superconductivity XII, edited by T. Yamashita and K. Tanabe (Springer-Verlag, Tokyo, 2000) pp.9-14.
****A nice summary of how high-pressure work on cuprate superconductors leads to an understanding of how T_c is optimized in these materials.**
- Thermal Expansion and Compressibility in Superconducting $\text{Na}_x\text{CoO}_2 \cdot 4x\text{D}_2\text{O}$ ($x \approx 1/3$): Evidence for Pressure-Induced Charge Redistribution, J. D. Jorgensen, M. Avdeev, D. G. Hinks, P. W. Barnes, and S. Short, *Phys. Rev. B* **72**, 224515 (21 December 2005)
****A nice example of how pressure can drive dramatic changes in hydrogen bonding resulting in charge transfer and modification of transport and superconducting properties.**
- **2006** - Pressure-induced ferroelectric to antiferroelectric phase transition of $\text{PZT}_{95/5}(2\text{Nb})$: A neutron powder diffraction and dielectric study, Maxim Avdeev, James D. Jorgensen, Simine Short, George A. Samara, Eugene L. Venturini, Pin Yang, and Bruno Morosin, *Phys. Rev. B* **73**, 064105 (9 February 2006) ****Upon going through a pressure-induced phase transition, a mixed phase is seen in which the ferroelectric phase has a substantially enhanced polarization due to grain-interaction stresses.**

Argonne High Pressure Neutron Diffraction Publications: (1966-2006, compiled by J. D. Jorgensen)

- **1994** - Pressure-Induced Structural Changes in Superconducting $\text{HgBa}_2\text{Ca}_{n-1}\text{Cu}_n\text{O}_{2n+2+x}$ ($n=1,2,3$) Compounds, B. A. Hunter, J. D. Jorgensen, J. L. Wagner, P. G. Radaelli, D. G. Hinks, H. Shaked, R. L. Hitterman, and R. B. Von Dreele, *Physica C* **221**, 1-10 (1994) ****A key paper for learning how pressure can increase T_c in a cuprate superconductor.**
- **1995** - Room Temperature Compressibility of C_{60} : Intercalation Effects with He, Ne and Ar, J. E. Schirber, G. H. Kwei, J. D. Jorgensen, R. L. Hitterman, B. Morosin, *Phys. Rev. B* **51**, 12014-12017 (1995)
- ****A very interesting paper about how rare gas intercalation affects the compressibility of C_{60} .**

1978 - Compression Mechanisms in α -Quartz Structures-- SiO_2 and GeO_2 , J. D. Jorgensen, *J. Appl. Phys.* **49**, 5473-5478 (1978) ****Perhaps most highly cited paper from early days.**

- ****A nice summary of how high-pressure work on cuprate superconductors leads to an understanding of how T_c is optimized in these materials.**
- **1997** - Compressibility, Phase Transitions, and Oxygen Migration in the Zirconium Tungstate, ZrW_2O_8 , J. S. O. Evans, Z. Hu, J. D. Jorgensen, D. N. Argyriou, S. Short, A. W. Sleight, *Science* **275**, 61-65 (3 January 1997)
- ****I think this is the first high-pressure diffraction paper on this classic negative thermal expansion material.**
- Sign Reversal of the Mn-O Bond Compressibility in $\text{La}_{1.2}\text{Sr}_{1.8}\text{Mn}_2\text{O}_7$ Below T_C : Exchange Striction in the Ferromagnetic State, D. N. Argyriou, J. F. Mitchell, J. B. Goodenough, O. Chmaissem, S. M. Short, J. D. Jorgensen, *Phys. Rev. Lett.* **78**, 1568-1572 (1997) ****A very interesting study of how pressure can strongly modify magnetic coupling, leading to unusual structural responses.**
- **1999** - Pressure-Induced Cubic-to-Orthorhombic Phase Transition in ZrW_2O_8 , J. D. Jorgensen, Z. Hu, S. Teslic, D. N. Argyriou, S. Short, J. S. O. Evans, A. W. Sleight, *Phys. Rev. B* **59**, 215-225 (1999)
- Ne Intercalated C_{60} : Diffusion Kinetics, B. Morosin, Z. Hu, J. D. Jorgensen, S. Short, J. E. Schirber, G. H. Kwei, *Phys. Rev. B* **59**, 6051-6057 (1999)
- ****A novel experiment exploring time-dependent intercalation effects in C_{60} .**
- **2000** - Key Insights from Structural Studies of High-Temperature Superconductors: Is There a Path to Higher T_c ?, J. D. Jorgensen, in *Advances in Superconductivity XII*, edited by T. Yamashita and K. Tanabe (Springer-Verlag, Tokyo, 2000) pp.9-14.
- ****A nice summary of how high-pressure work on cuprate superconductors leads to an understanding of how T_c is optimized in these materials.**
- Thermal Expansion and Compressibility in Superconducting $\text{Na}_x\text{CoO}_2 \cdot 4x\text{D}_2\text{O}$ ($x \approx 1/3$): Evidence for Pressure-Induced Charge Redistribution, J. D. Jorgensen, M. Avdeev, D. G. Hinks, P. W. Barnes, and S. Short, *Phys. Rev. B* **72**, 224515 (21 December 2005)
- ****A nice example of how pressure can drive dramatic changes in hydrogen bonding resulting in charge transfer and modification of transport and superconducting properties.**
- **2006** - Pressure-induced ferroelectric to antiferroelectric phase transition of $\text{PZT}_{95/5}(2\text{Nb})$: A neutron powder diffraction and dielectric study, Maxim Avdeev, James D. Jorgensen, Simone Short, George A. Samara, Eugene L. Venturini, Pin Yang, and Bruno Morosin, *Phys. Rev. B* **73**, 064105 (9 February 2006) ****Upon going through a pressure-induced phase transition, a mixed phase is seen in which the ferroelectric phase has a substantially enhanced polarization due to grain-interaction stresses.**

Argonne High Pressure Neutron Diffraction Publications: (1966-2006, compiled by J. D. Jorgensen)

- **1994** - Pressure-Induced Structural Changes in Superconducting $\text{HgBa}_2\text{Ca}_{n-1}\text{Cu}_n\text{O}_{2n+2+\delta}$ ($n=1,2,3$) Compounds, B. A. Hunter, J. D. Jorgensen, J. L. Wagner, P. G. Radaelli, D. G. Hinks, H. Shaked, R. L. Hitterman, and R. B. Von Dreele, *Physica C* **221**, 1-10 (1994) ****A key paper for learning how pressure can increase T_c in a cuprate superconductor.**
- **1995** - Room Temperature Compressibility of C_{60} : Intercalation Effects with He, Ne and Ar, J. E. Schirber, G. H. Kwei, J. D. Jorgensen, R. L. Hitterman, B. Morosin, *Phys. Rev. B* **51**, 12014-12017 (1995)
****A very interesting paper about how rare gas intercalation affects the compressibility of C_{60} .**
- **1996** - Structural Features that Optimize High Temperature Superconductivity, J. D. Jorgensen, D. G. Hinks, O. Chmaissem, D. N. Argyriou, J. F. Mitchell, B. Dabrowski, in Recent Developments in High Temperature Superconductivity, edited by J. Klamut, B. W. Veal, B. M. Dabrowski, P. W. Klamut, M. Kazimierski (Springer-Verlag, Berlin, 1996), p. 1-16
****A nice summary of how high-pressure work on cuprate superconductors leads to an understanding of how T_c is optimized in these materials.**
- **1997** - Compressibility, Phase Transitions, and Oxygen Migration in the Zirconium Tungstate, ZrW_2O_8 , J. S. O. Evans, Z. Hu, J. D. Jorgensen, D. N. Argyriou, S. Short, A. W. Sleight, *Science* **275**, 61-65 (3 January 1997)
****I think this is the first high-pressure diffraction paper on this classic negative thermal expansion material.**

1980 - Structural Parameters for the Suspected Pressure-Induced Electron Transition in InBi, J. D. Jorgensen and J. B. Clark, *Phys. Rev. B* **22**, 6149-6154 (1980) **** first high-pressure study of an electronic topological (Lifshitz) transition.**

- W. Sleight, *Phys. Rev. B* **59**, 215-225 (1999)
- Ne Intercalated C_{60} : Diffusion Kinetics, B. Morosin, Z. Hu, J. D. Jorgensen, S. Short, J. E. Schirber, G. H. Kwei, *Phys. Rev. B* **59**, 6051-6057 (1999)
****A novel experiment exploring time-dependent intercalation effects in C_{60} .**
- **2000** - Key Insights from Structural Studies of High-Temperature Superconductors: Is There a Path to Higher T_c ?, J. D. Jorgensen, in Advances in Superconductivity XII, edited by T. Yamashita and K. Tanabe (Springer-Verlag, Tokyo, 2000) pp.9-14.
****A nice summary of how high-pressure work on cuprate superconductors leads to an understanding of how T_c is optimized in these materials.**
- Thermal Expansion and Compressibility in Superconducting $\text{Na}_x\text{CoO}_2 \cdot 4x\text{D}_2\text{O}$ ($x \approx 1/3$): Evidence for Pressure-Induced Charge Redistribution, J. D. Jorgensen, M. Avdeev, D. G. Hinks, P. W. Barnes, and S. Short, *Phys. Rev. B* **72**, 224515 (21 December 2005)
****A nice example of how pressure can drive dramatic changes in hydrogen bonding resulting in charge transfer and modification of transport and superconducting properties.**
- **2006** - Pressure-induced ferroelectric to antiferroelectric phase transition of $\text{PZT}_{95/5}(2\text{Nb})$: A neutron powder diffraction and dielectric study, Maxim Avdeev, James D. Jorgensen, Simine Short, George A. Samara, Eugene L. Venturini, Pin Yang, and Bruno Morosin, *Phys. Rev. B* **73**, 064105 (9 February 2006) ****Upon going through a pressure-induced phase transition, a mixed phase is seen in which the ferroelectric phase has a substantially enhanced polarization due to grain-interaction stresses.**

Argonne High Pressure Neutron Diffraction Publications: (1966-2006, compiled by J. D. Jorgensen)

- 1994 - Pressure-Induced Structural Changes in Superconducting $\text{HgBa}_2\text{Ca}_{n-1}\text{Cu}_n\text{O}_{2n+2+x}$ ($n=1,2,3$) Compounds, B. A. Hunter, J. D. Jorgensen, J. L. Wagner, P. G. Radaelli, D. G. Hinks, H. Shaked, R. L. Hitterman, and R. B. Von Dreele, *Physica C* **221**, 1-10 (1994) ****A key paper for learning how pressure can increase T_c in a cuprate superconductor.**
- 1995 - Room Temperature Compressibility of C_{60} : Intercalation Effects with He, Ne and Ar, J. E. Schirber, G. H. Kwei, J. D. Jorgensen, R. L. Hitterman, B. Morosin, *Phys. Rev. B* **51**, 12014-12017 (1995)
****A very interesting paper about how rare gas intercalation affects the compressibility of C_{60} .**
- 1996 - Structural Features that Optimize High Temperature Superconductivity, J. D. Jorgensen, D. G. Hinks, O. Chmaissem, D. N. Argyriou, J. F. Mitchell, B. Dabrowski, in Recent Developments in High Temperature Superconductivity, edited by J. Klamut, B. W. Veal, B. M. Dabrowski, P. W. Klamut, M. Kazimierski (Springer-Verlag, Berlin, 1996), p. 1-16
****A nice summary of how high-pressure work on cuprate superconductors leads to an understanding of how T_c is optimized in these materials.**
- 1997 - Compressibility, Phase Transitions, and Oxygen Migration in the Zirconium Tungstate, ZrW_2O_8 , J. S. O. Evans, Z. Hu, J. D. Jorgensen, D. N. Argyriou, S. Short, A. W. Sleight, *Science* **275**, 61-65 (3 January 1997)
****I think this is the first high-pressure diffraction paper on this classic negative thermal expansion material.**
- Sign Reversal of the Mn-O Bond Compressibility in $\text{La}_{1.2}\text{Sr}_{1.8}\text{Mn}_2\text{O}_7$ Below T_C : Exchange Striction in the Ferromagnetic State, D. N. Argyriou, J. F. Mitchell, J. B. Goodenough, O. Chmaissem, S. M. Short, J. D. Jorgensen, *Phys. Rev. Lett.* **78**, 1568-1572 (1997) ****A very interesting study of how pressure can strongly modify magnetic coupling, leading to unusual structural responses.**
- 1999 - Pressure-Induced Cubic-to-Orthorhombic Phase Transition in ZrW_2O_8 , J. D. Jorgensen, Z. Hu, S. Teslic, D. N. Argyriou, S. Short, J. S. O. Evans, A.

Order Parameter and Critical Exponent for the Pressure-induced Phase Transitions in ReO_3 , J.-E. Jørgensen, J. D. Jorgensen, B. Batlogg, J. P. Remeika, and J. D. Axe, *Phys. Rev. B* **33, 4793-4798 (1986)**

****A truly beautiful piece of work on the pressure-induced soft-mode transition in ReO_3 . This is one of the few cubic perovskites that does what perovskites are predicted to do at high pressure.**

Jorgensen, M. Avdeev, D. G. Hinks, F. W. Barnes, and S. Short, *Phys. Rev. B* **72**, 224315 (21 December 2005)

- **A nice example of how pressure can drive dramatic changes in hydrogen bonding resulting in charge transfer and modification of transport and superconducting properties.**

- 2006 - Pressure-induced ferroelectric to antiferroelectric phase transition of $\text{PZT}_{95/5}(\text{2Nb})$: A neutron powder diffraction and dielectric study, Maxim Avdeev, James D. Jorgensen, Simone Short, George A. Samara, Eugene L. Venturini, Pin Yang, and Bruno Morosin, *Phys. Rev. B* **73**, 064105 (9 February 2006) ****Upon going through a pressure-induced phase transition, a mixed phase is seen in which the ferroelectric phase has a substantially enhanced polarization due to grain-interaction stresses.**

- **There are important insights provided by studying materials @ HP**
- **Good signal-to-noise is essential**
 - **How to get it is the challenge**
- **Jim's solutions**
 - **spallation**
 - **quiet gas pressure cells**
 - **Unstinting support for instrument development (including SNAP at SNS)**

J. D. Jorgensen's High Pressure legacy

- The HP community strives to match what Jim did - at higher pressures in solid media devices (contributors to this talk in parentheses)

J. D. Jorgensen's High Pressure legacy

- The HP community strives to match what Jim did - at higher pressures in solid media devices (contributors to this talk in parentheses)
- Increase sample volume - PE initiative (thanks to Besson/Nelmes/Klotz)

J. D. Jorgensen's High Pressure legacy

- **The HP community strives to match what Jim did - at higher pressures in solid media devices (contributors to this talk in parentheses)**
- **Increase sample volume - PE initiative (thanks to Besson/Nelmes/Klotz)**
- **Focusing to improve signal (Gene Ice)**

J. D. Jorgensen's High Pressure legacy

- **The HP community strives to match what Jim did - at higher pressures in solid media devices (contributors to this talk in parentheses)**
- **Increase sample volume - PE initiative (thanks to Besson/Nelmes/Klotz)**
- **Focusing to improve signal (Gene Ice)**
- **Single crystal studies in gem cells? (Goncharenko, Xu, Mao)**
 - **area detectors and white beams (ILL, McIntyre)**

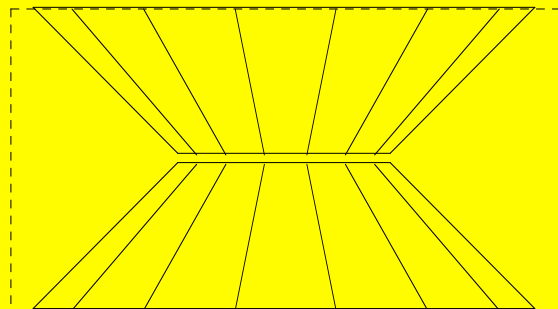
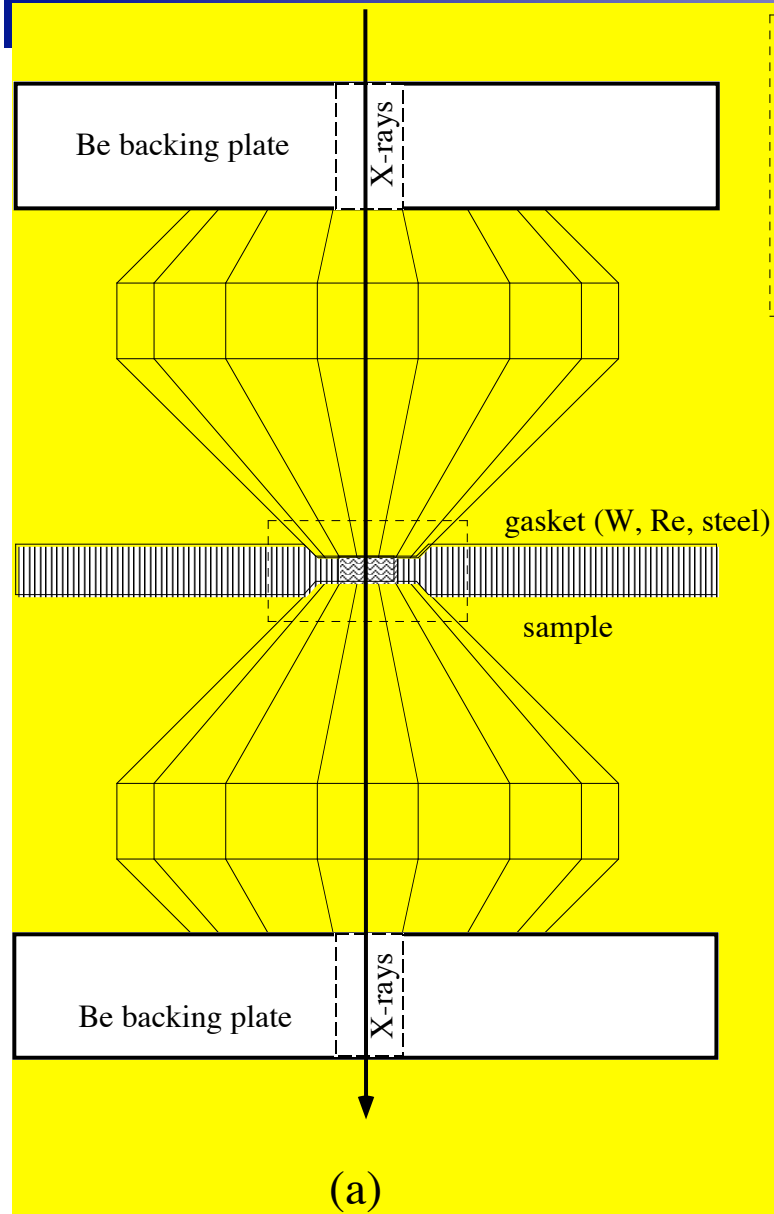
J. D. Jorgensen's High Pressure legacy

- **The HP community strives to match what Jim did - at higher pressures in solid media devices (contributors to this talk in parentheses)**
- **Increase sample volume - PE initiative (thanks to Besson/Nelmes/Klotz)**
- **Focusing to improve signal (Gene Ice)**
- **Single crystal studies in gem cells? (Goncharenko, Xu, Mao)**
 - **area detectors and white beams (ILL, McIntyre)**
- **Bringing it all together - the SNAP beamline (Tulk)**

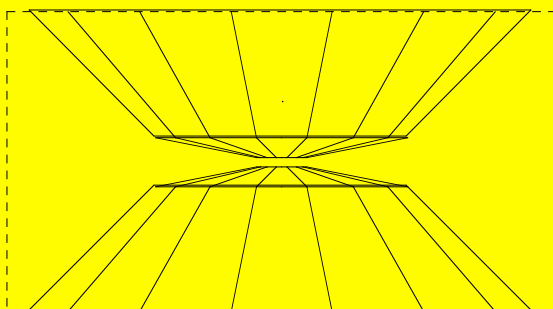
HP Devices: the DIA and PE cells

- **Pressure generation**
 - **$P = F/A$ -**
 - **Diamond anvils - small volume high P**
 - **Paris-Edinburgh cell**
 - **Large - volume (80 mm³ +) at 10+ GPa**
 -


HP Devices: the DIA and PE cells



(b)


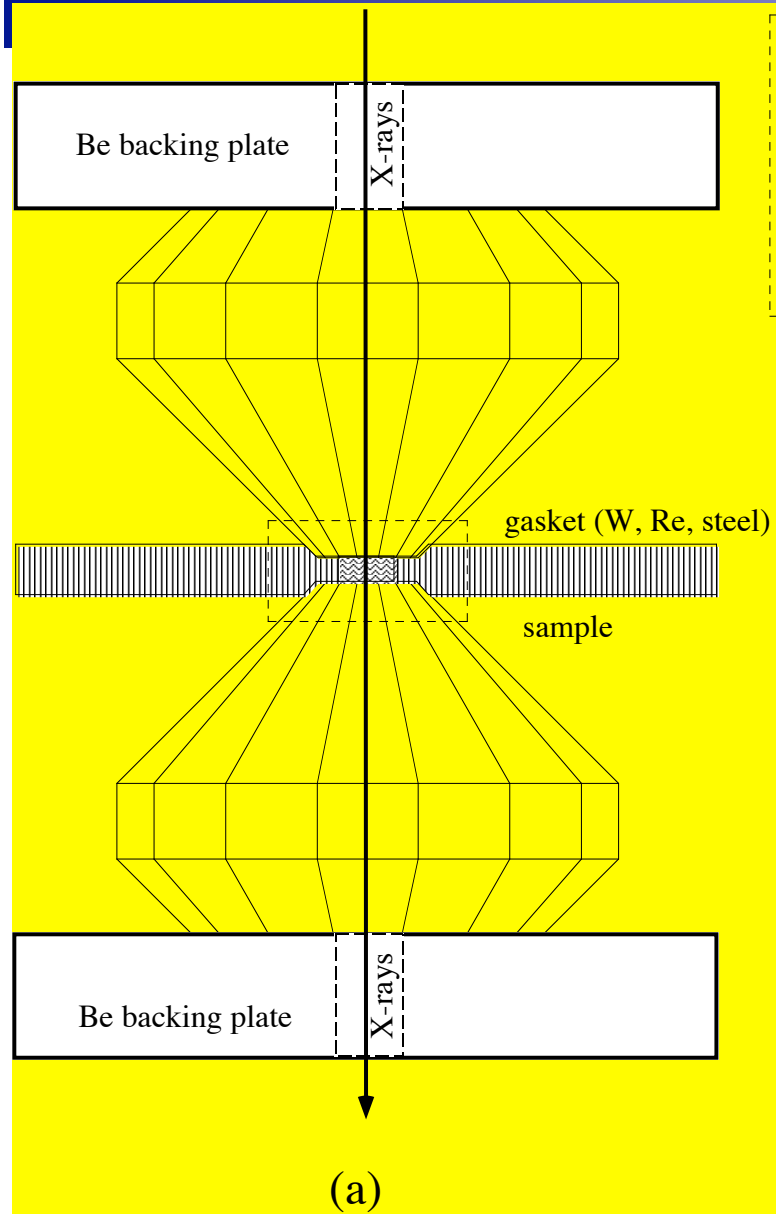


(c)


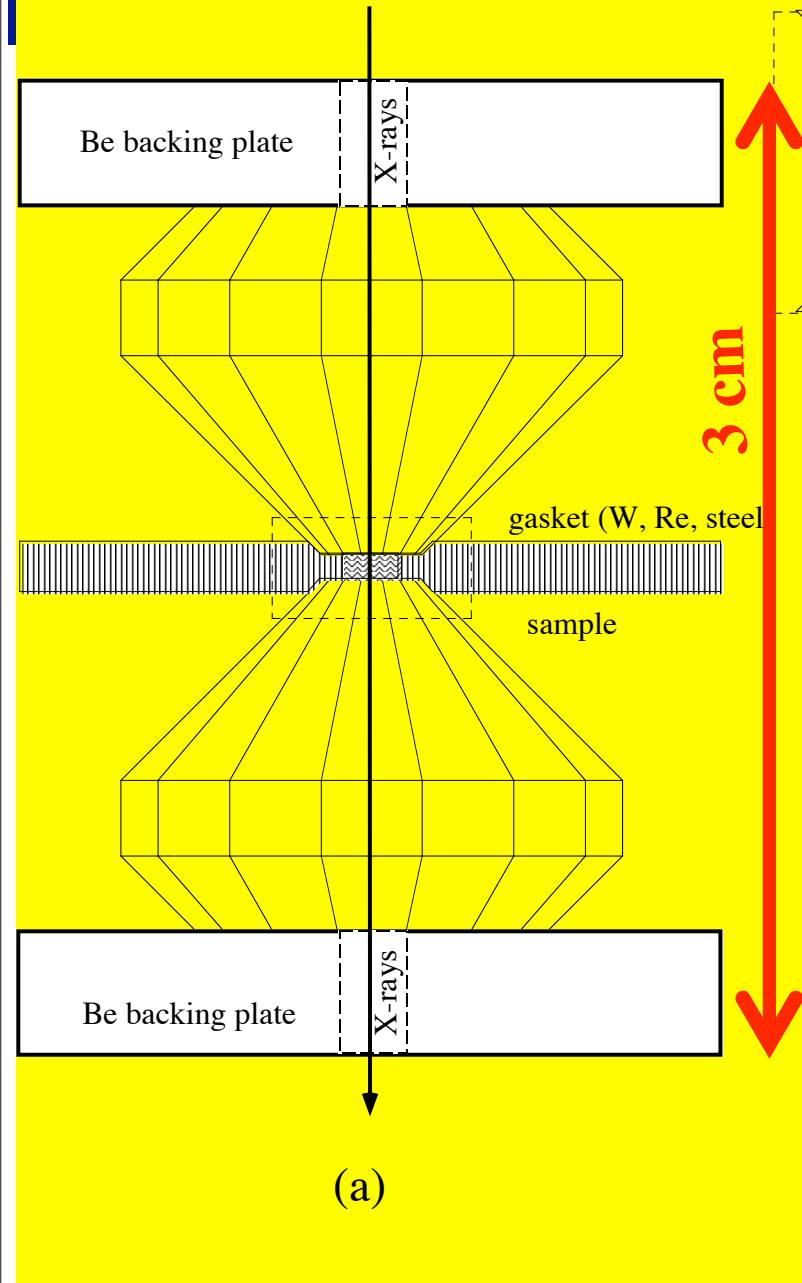


(d)


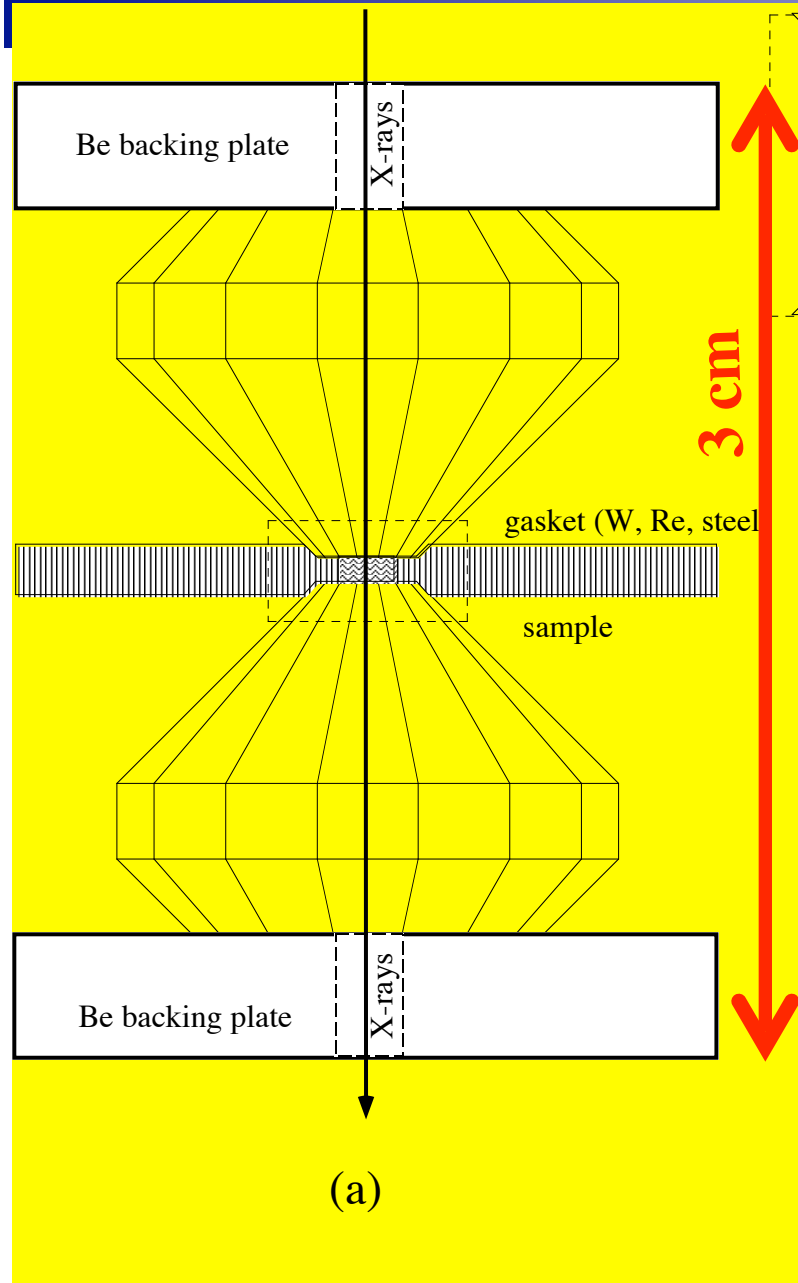
HP Devices: the DIA



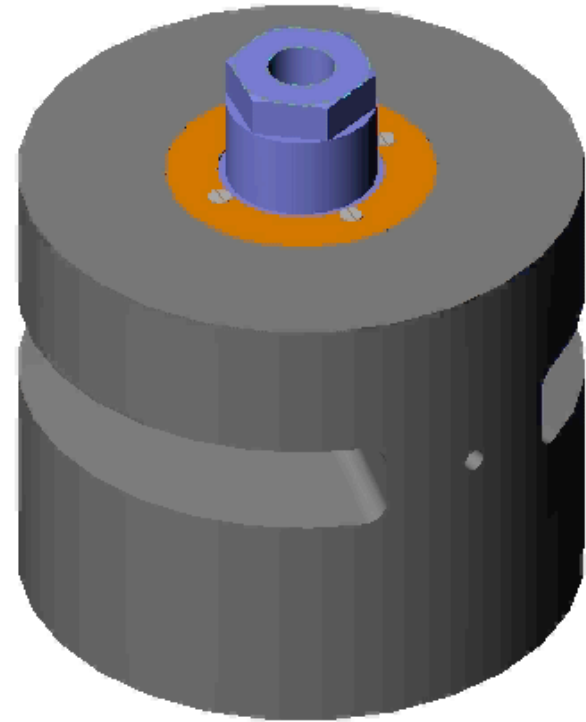

HP Devices: the DIA




HP Devices: the DIA




The PE cell first (V3) and later (V13) generations (Klotz, Hamel)



BEYOND THE STATE OF THE ART: 300-500 GPa? NEW WINDOWS ON PLANETARY MATERIALS (Xu, Mao, Hemley) - GPL



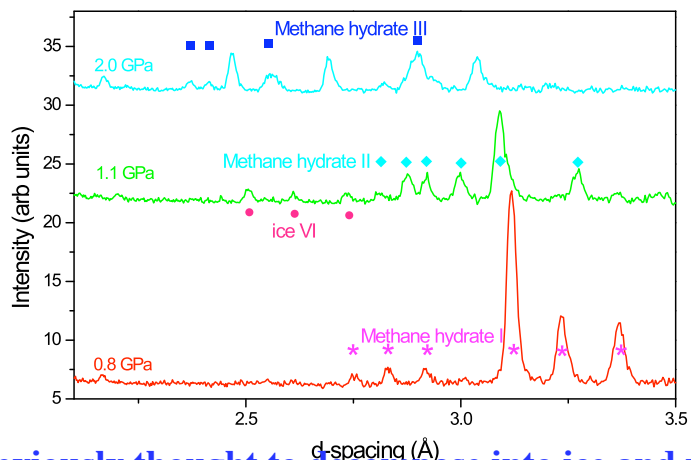
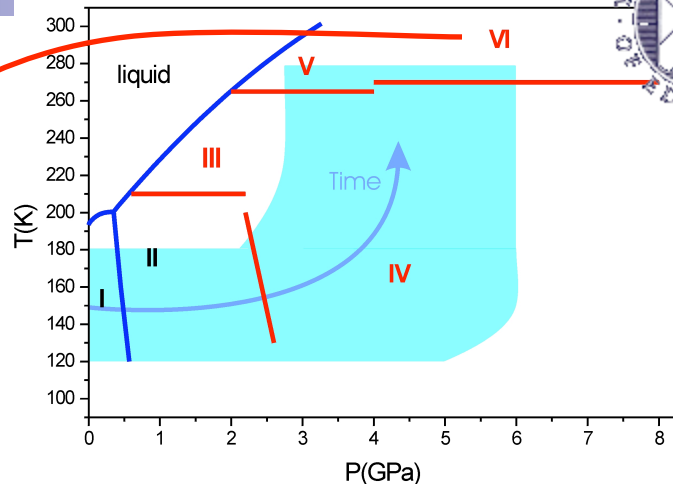
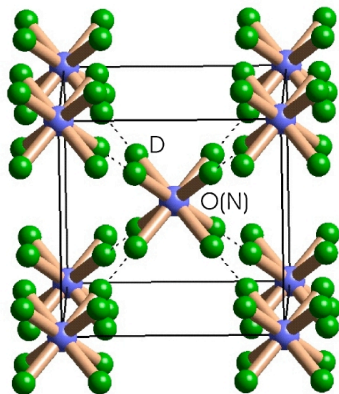
New Diamond Anvil Cells:
LARGE VOLUME AND "3-D" ACCESS



- New 'Transparent' Gaskets
- Direct Measure of Stress-Strain
- New High-Pressure Probes
- Transport Measurements

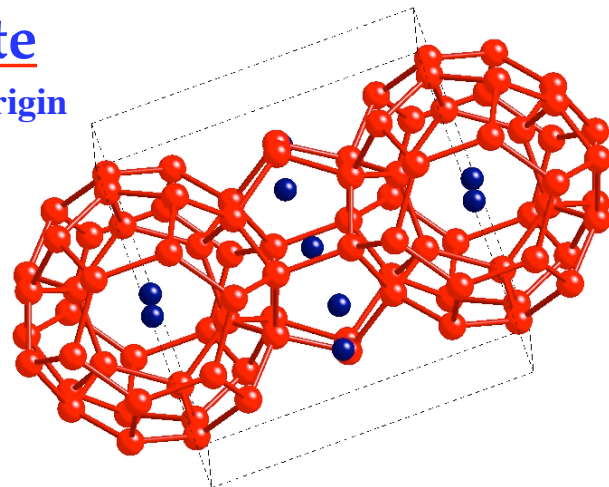
Four new phases discovered up to 6 GPa. Titan models assume negligible compression and no phase transitions

Phase VI is a simple bcc structure with substitutional site disorder of water and ammonia



Methane hydrate

Central to models of the origin of Titan's atmosphere



Previously thought to decompose into ice and methane in the 1-2 GPa range

• Two new high pressure hydrates

• phase II $(H_2O)_{3.5}(CH_4)$

• phase III $(H_2O)_2(CH_4)$

stable to at least 10 GPa Collaboration between University of Edinburgh and NRC Ottawa

Next generation - HP at low T (< 20 K)

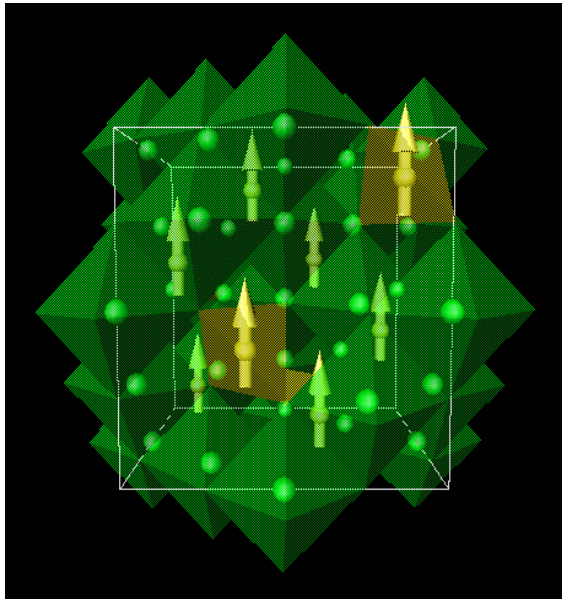


Next generation - HP at low T (< 20 K)

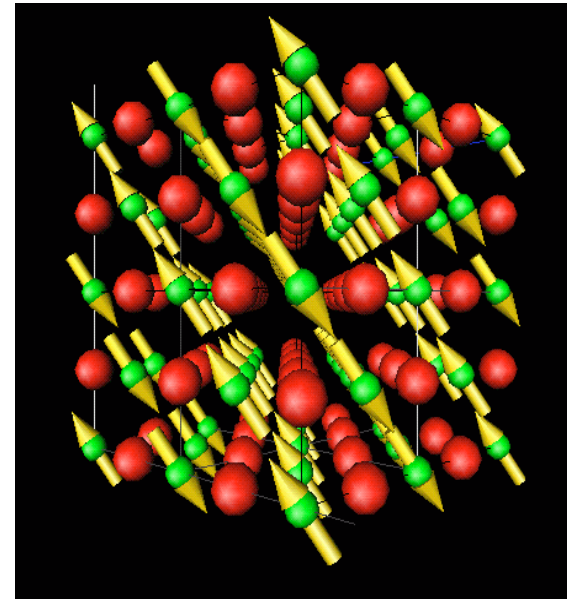


**This is clearly NOT
a DOE facility**

Applications



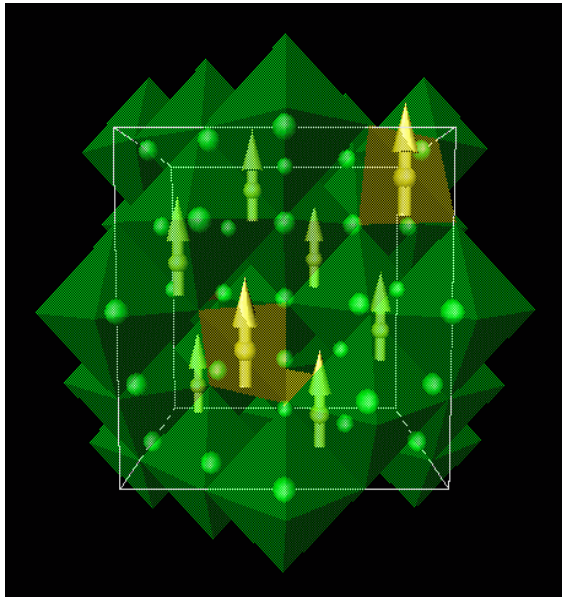
Ferrimagnetic magnetite
 Fe_3O_4




*Antiferromagnetic
manganese oxide MnO*

Applications

- Determine magnetic structure from powder and single crystal patterns



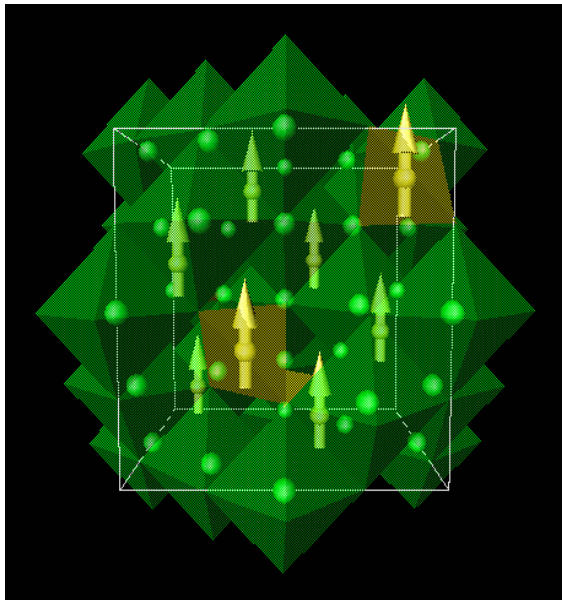
Ferrimagnetic magnetite
 Fe_3O_4



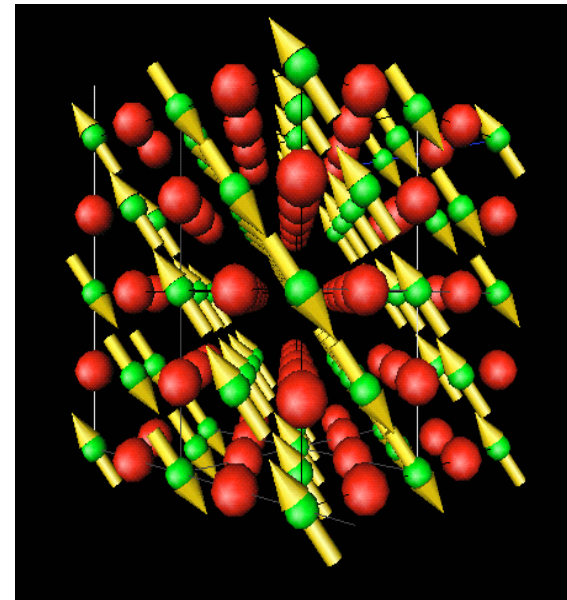
Antiferromagnetic manganese oxide MnO

Applications

- Determine **magnetic structure** from powder and single crystal patterns
- Combination of polarized neutrons + **single crystal powerful** for complex (incommensurate, helical systems)



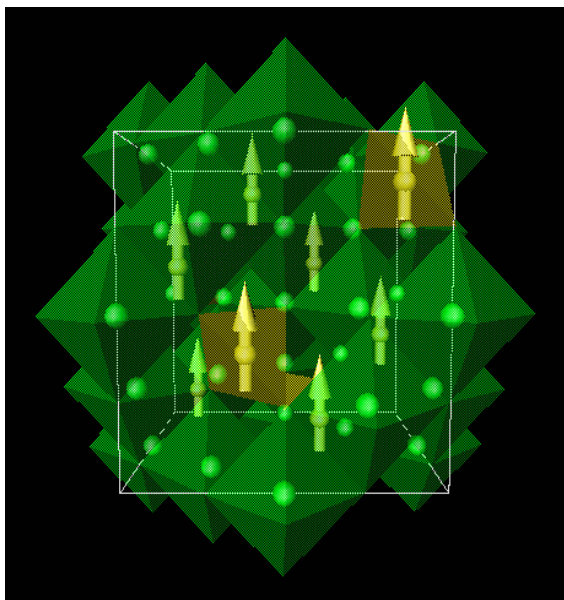
Ferrimagnetic magnetite
 Fe_3O_4



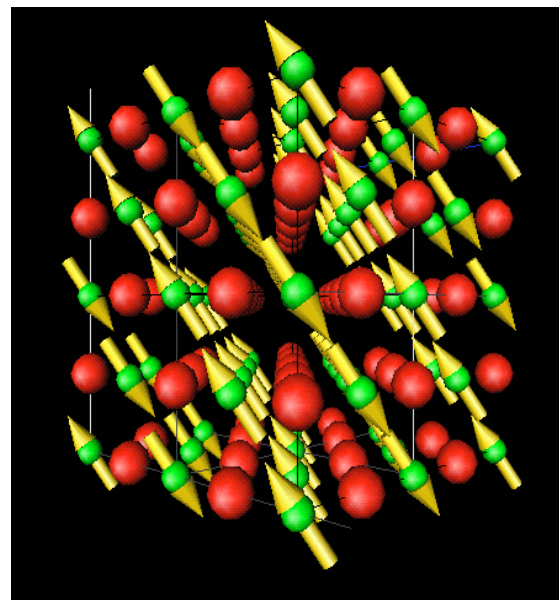
Antiferromagnetic manganese oxide MnO

Applications

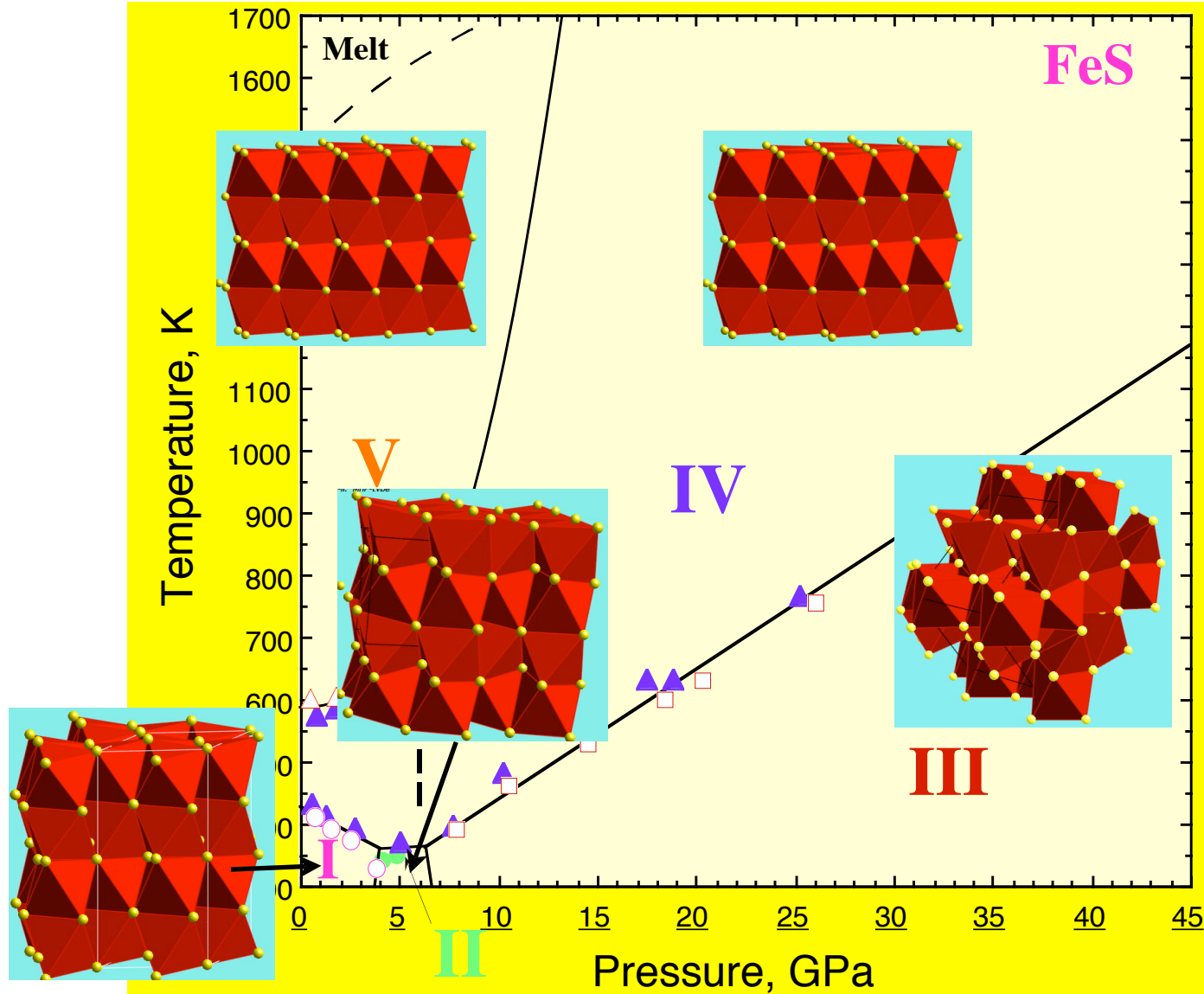
- Determine **magnetic structure** from powder and single crystal patterns
- Combination of polarized neutrons + **single crystal powerful** for complex (incommensurate, helical systems)
- **Magnetism diagnostic** for (nuclear) pseudo-symmetric phase transitions.



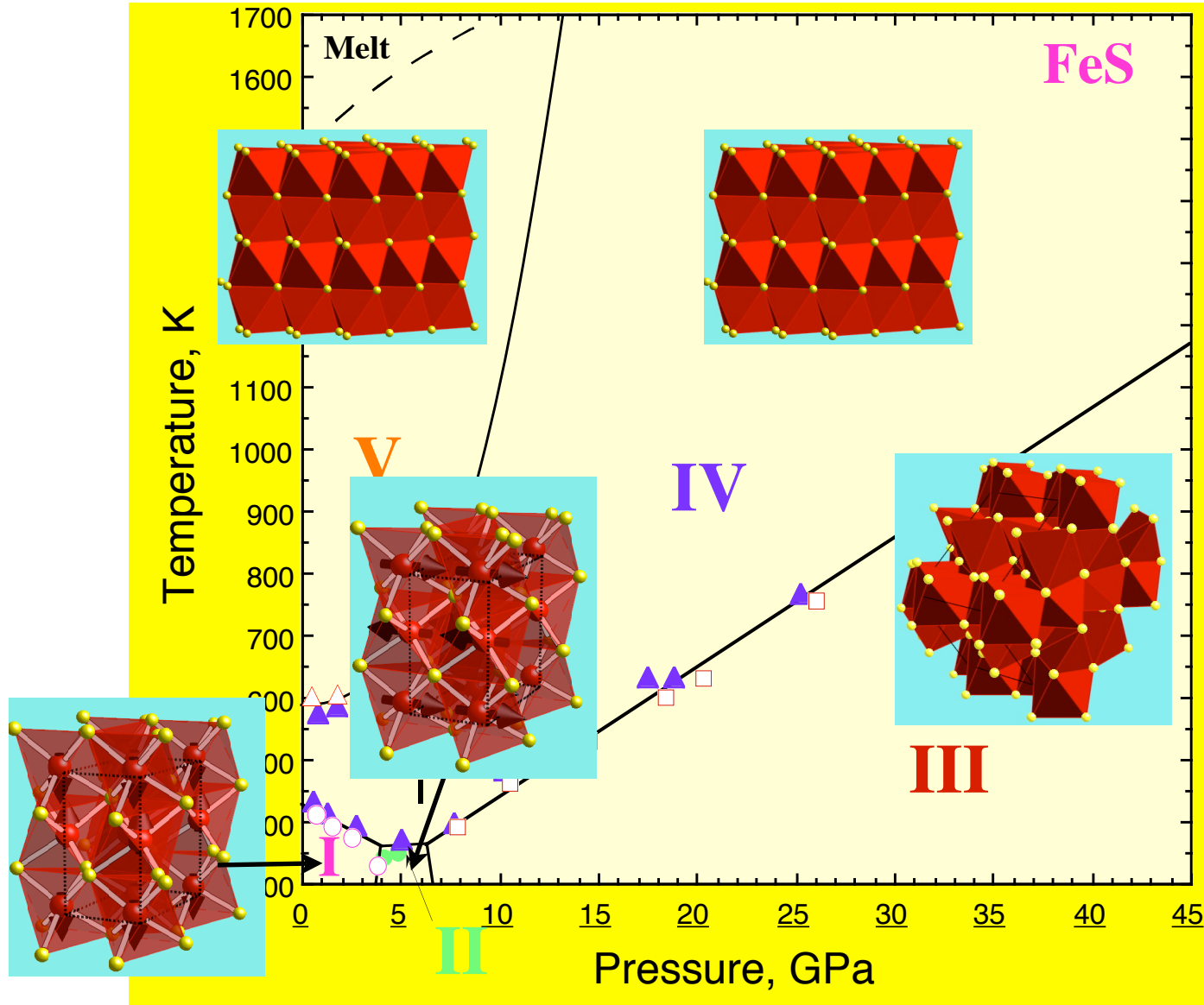
Ferrimagnetic magnetite
 Fe_3O_4



Antiferromagnetic manganese oxide MnO



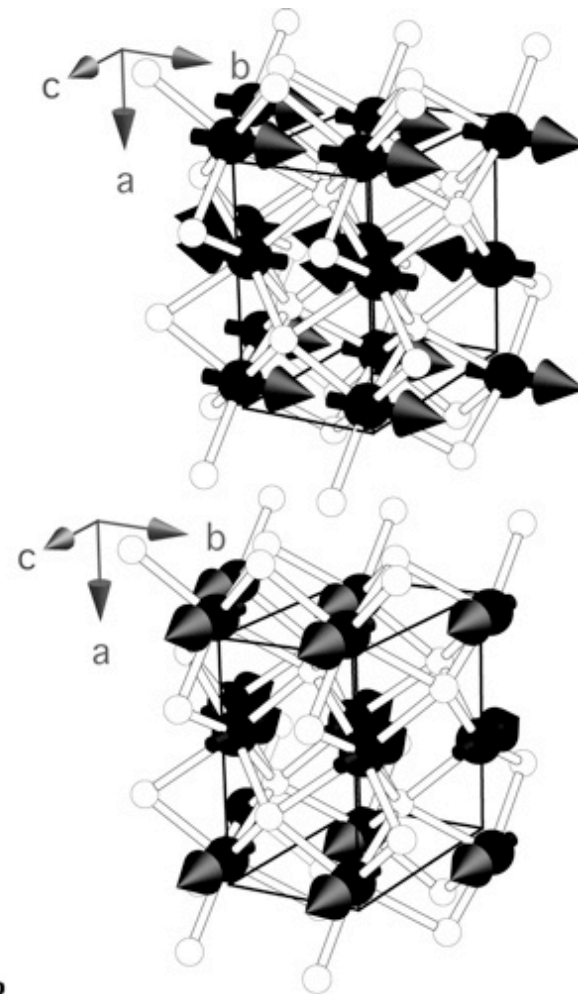
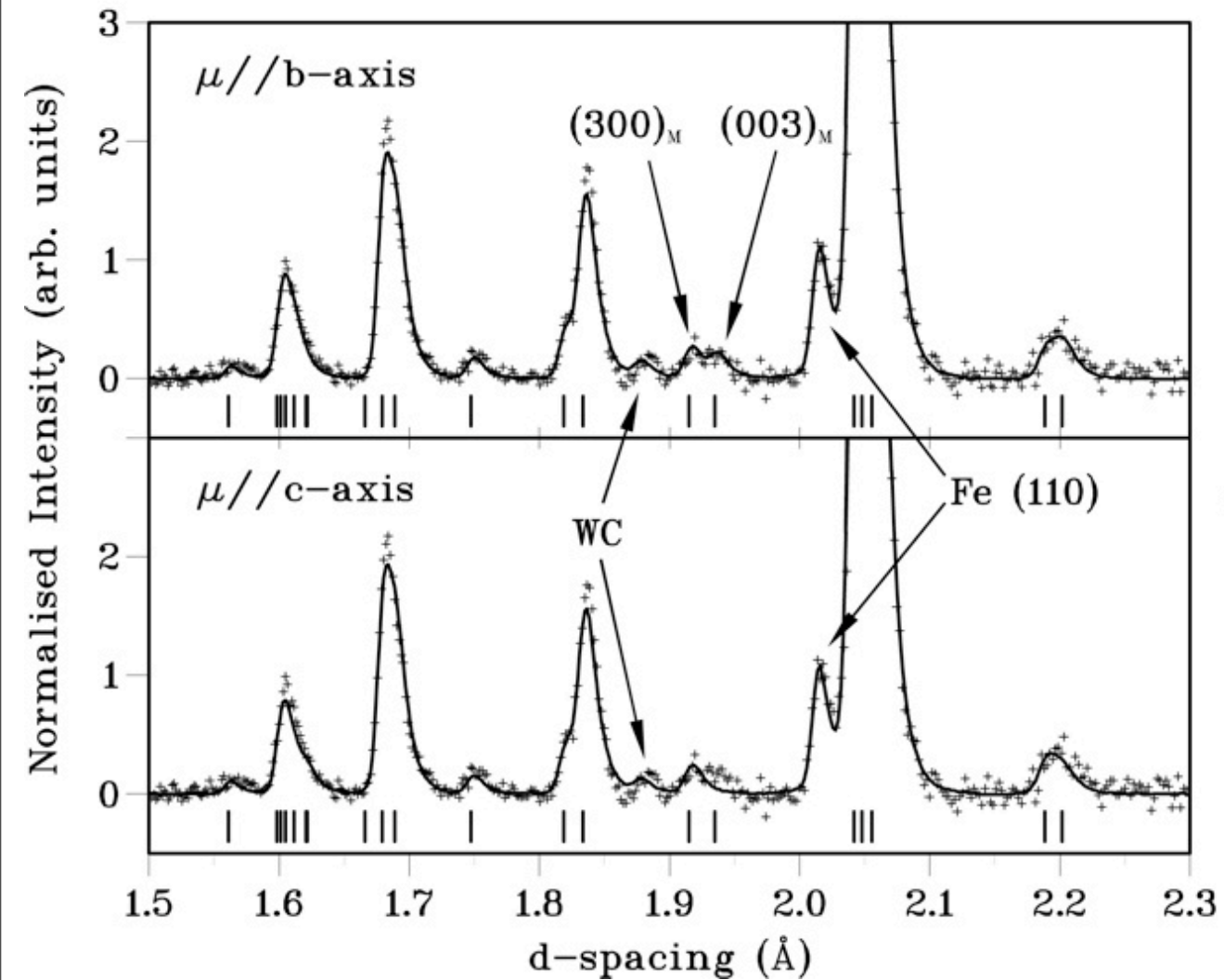
Fei, Prewitt, Mao, and Bertka (1995), Science



Marshall, Loveday, Nelmes, Klotz, Hamel, Besson and Parise (2000) Phys. Rev. B61, 11201

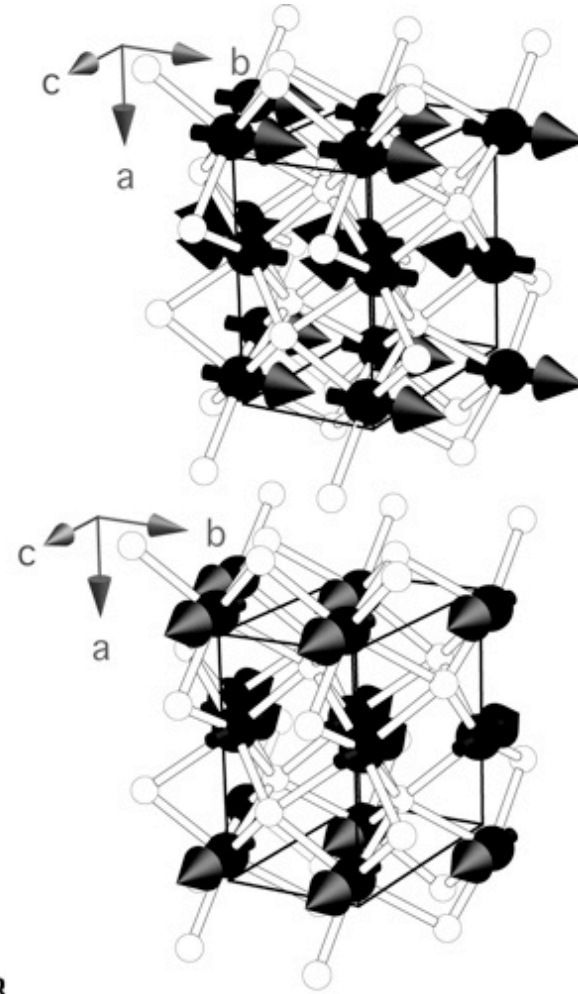
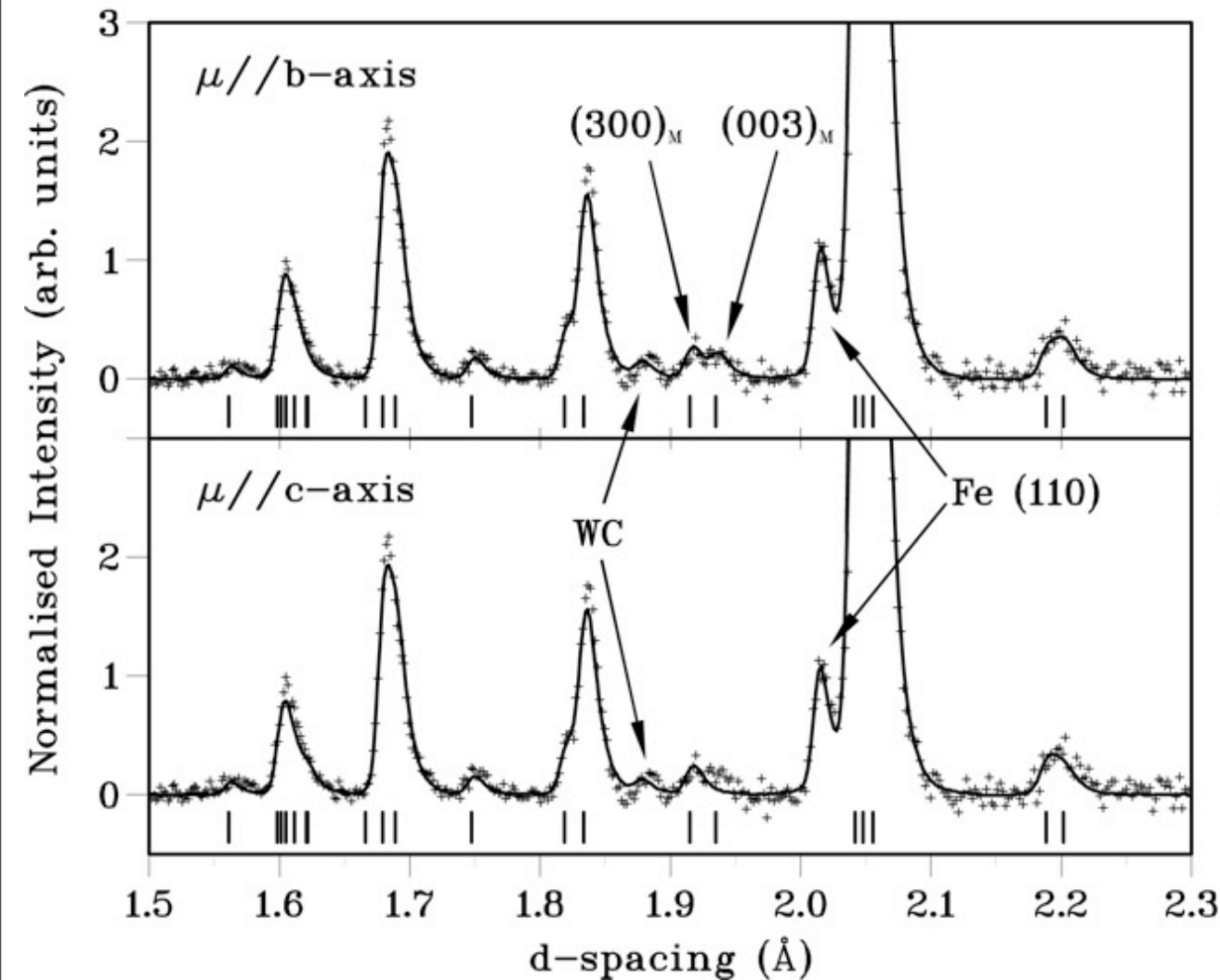
Magnetic Scattering for FeS - a lucky break

Marshall et al, ISIS



Magnetic Scattering for FeS - a lucky break

Marshall et al, ISIS

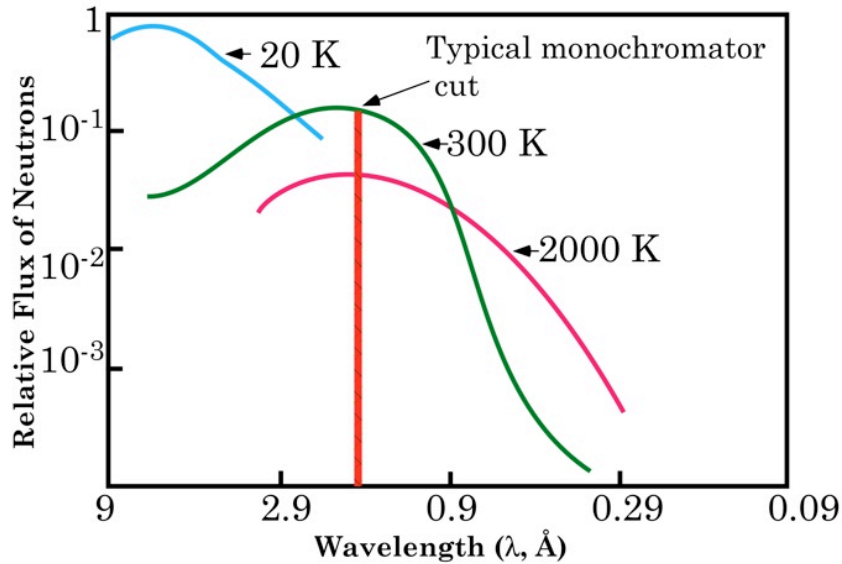


This is subtle! and most time, with powders, we only know the moment is either in the plane or not. Best to use single crystals

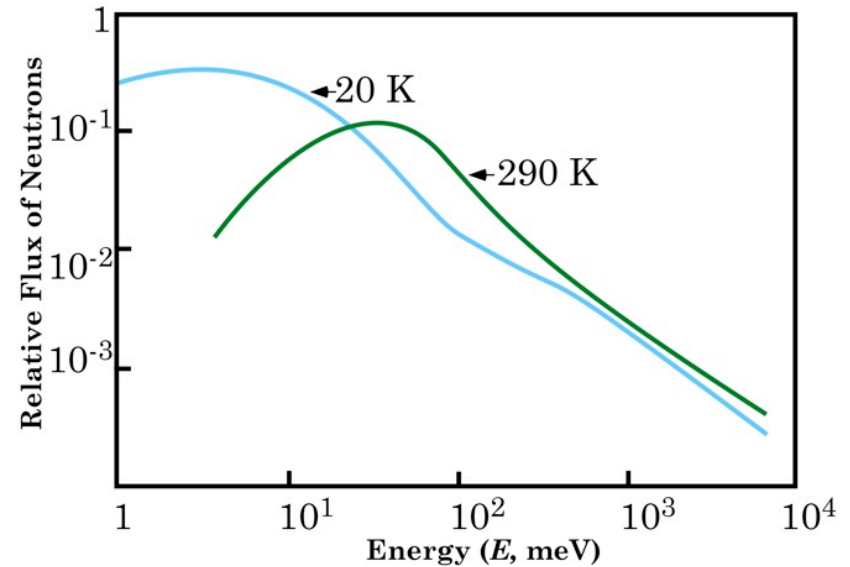
The PE cell at reactor sources - advantages

Neutron mass \sim proton mass: shift spectrum by allowing neutrons to come to thermal equilibrium with proton-rich (CH_4 , H_2 , H_2O , D_2O) condensed matter at different temperatures)

(a) Reactor Neutrons



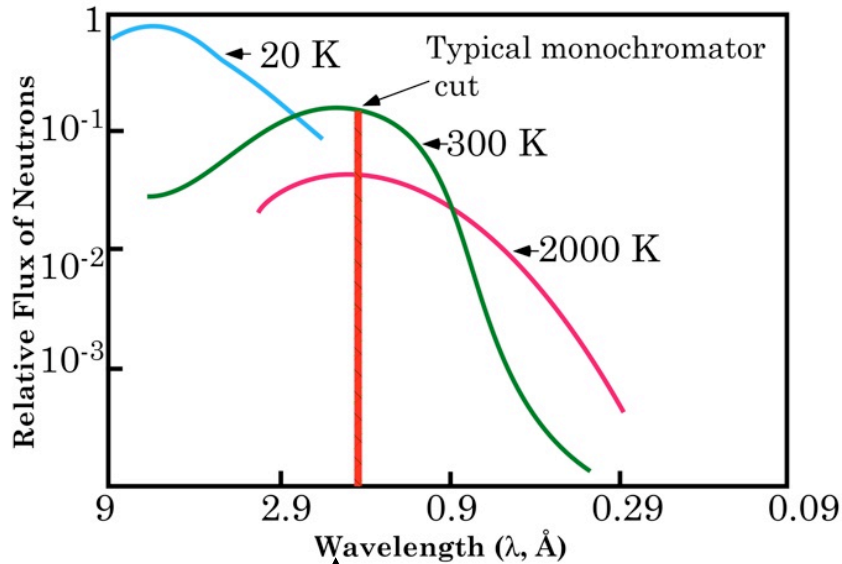
(a) Spallation Neutrons



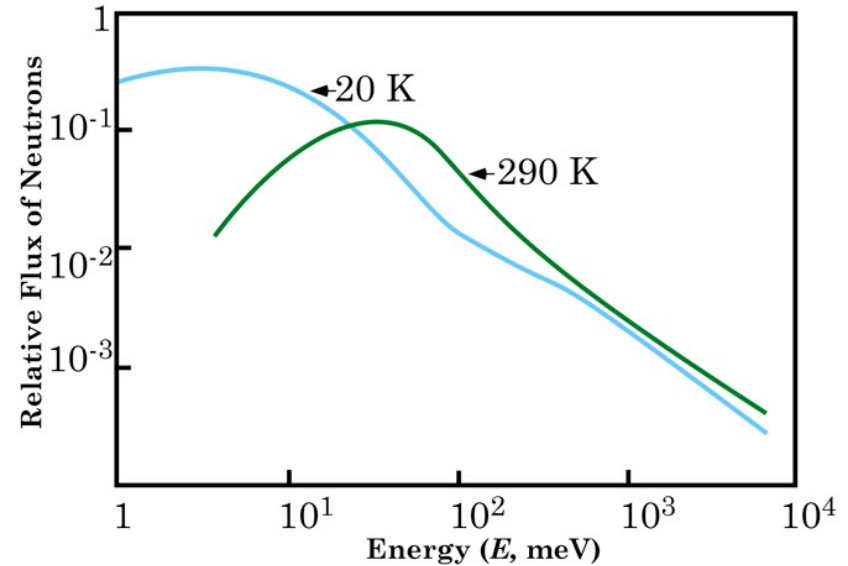
The PE cell at reactor sources - advantages

Neutron mass ~ proton mass: shift spectrum by allowing neutrons to come to thermal equilibrium with proton-rich (CH_4 , H_2 , H_2O , D_2O) condensed matter at different temperatures)

(a) Reactor Neutrons



(a) Spallation Neutrons

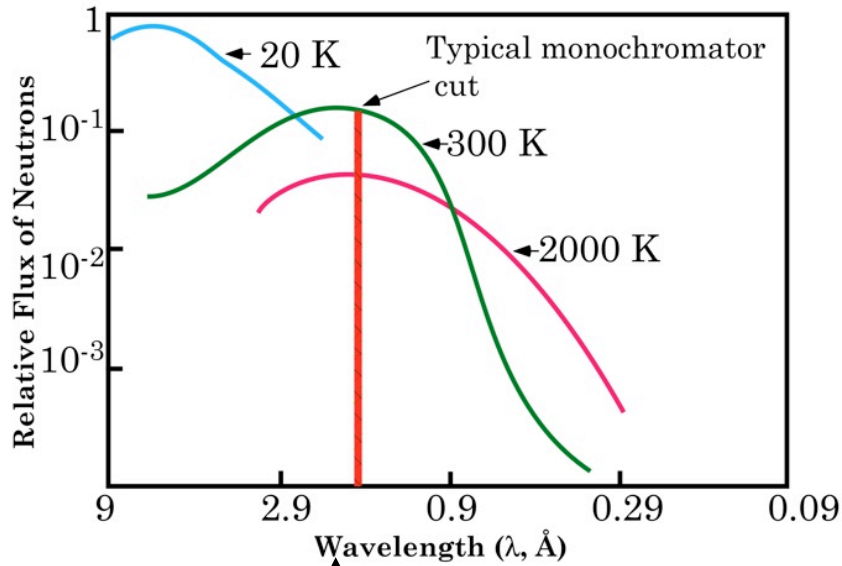


*optimized to low E (high d-space)
magnetism, phonons, INS*

The PE cell at reactor sources - advantages

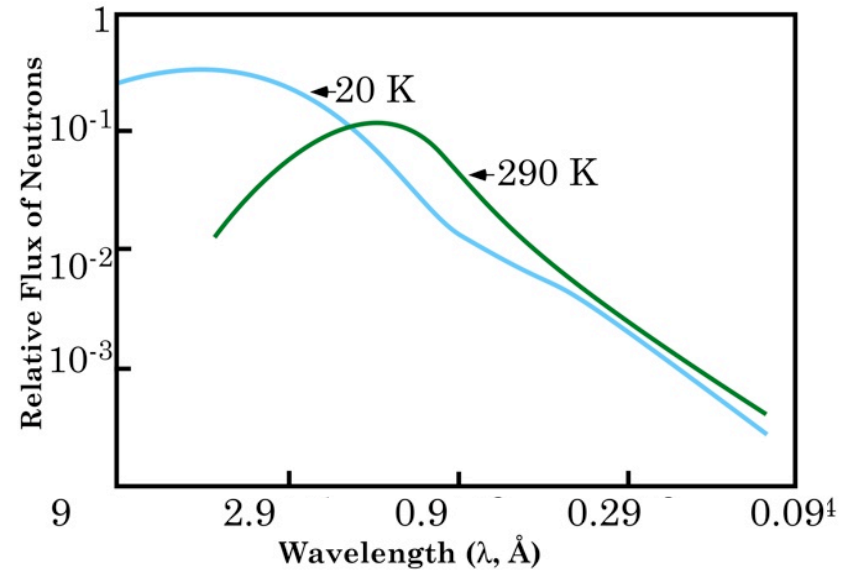
Neutron mass ~ proton mass: shift spectrum by allowing neutrons to come to thermal equilibrium with proton-rich (CH_4 , H_2 , H_2O , D_2O) condensed matter at different temperatures)

(a) Reactor Neutrons



*optimized to low E (high d-space)
magnetism, phonons, INS*

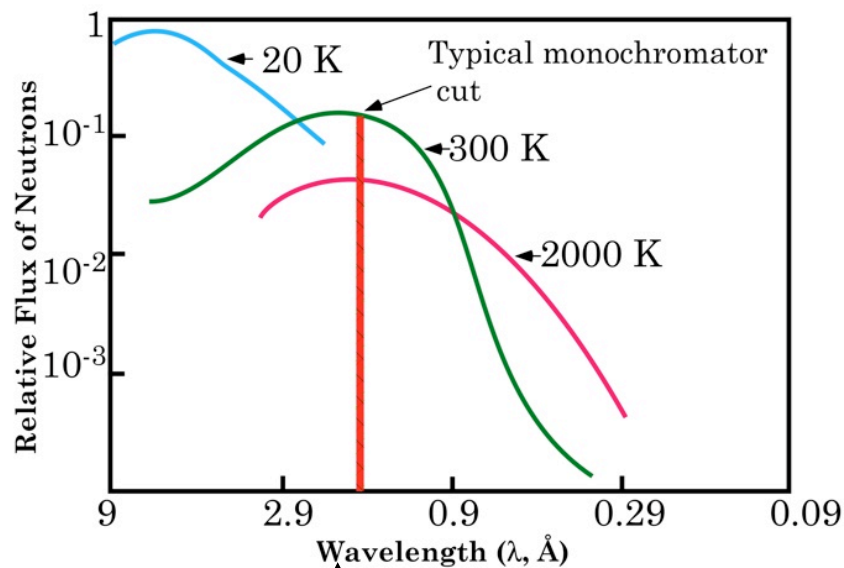
(a) Spallation Neutrons



The PE cell at reactor sources - advantages

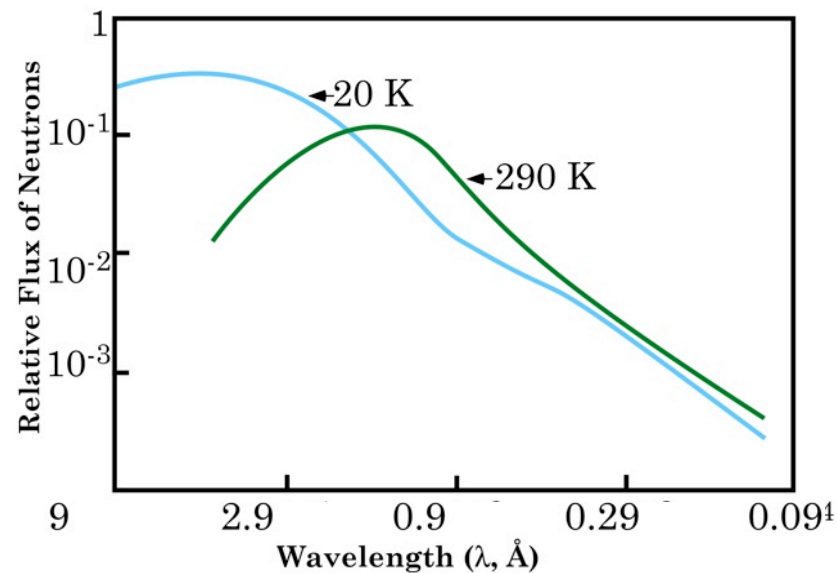
Neutron mass ~ proton mass: shift spectrum by allowing neutrons to come to thermal equilibrium with proton-rich (CH_4 , H_2 , H_2O , D_2O) condensed matter at different temperatures)

(a) Reactor Neutrons



*optimized to low E (high d-space)
magnetism, phonons, INS*

(a) Spallation Neutrons

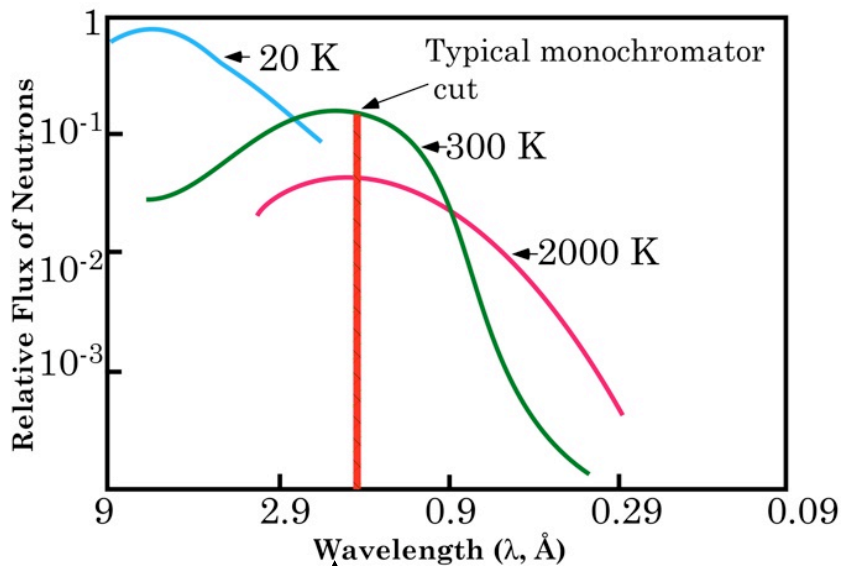


*Optimized high E (low d-space)
high precision structural studies
(PDF for eg)*

The PE cell at reactor sources - advantages

Neutron mass ~ proton mass: shift spectrum by allowing neutrons to come to thermal equilibrium with proton-rich (CH_4 , H_2 , H_2O , D_2O) condensed matter at different temperatures)

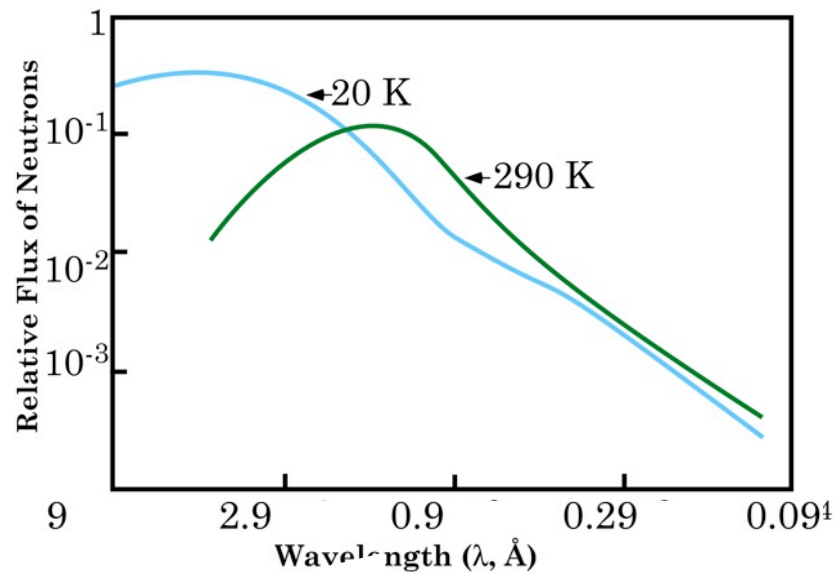
(a) Reactor Neutrons



optimized to low E (high d -space magnetism, phonons)


These are generalizations

(a) Spallation Neutrons



optimized high E (low d -space) high precision structural studies (PDF for eg)

The PE cell at reactor sources - advantages



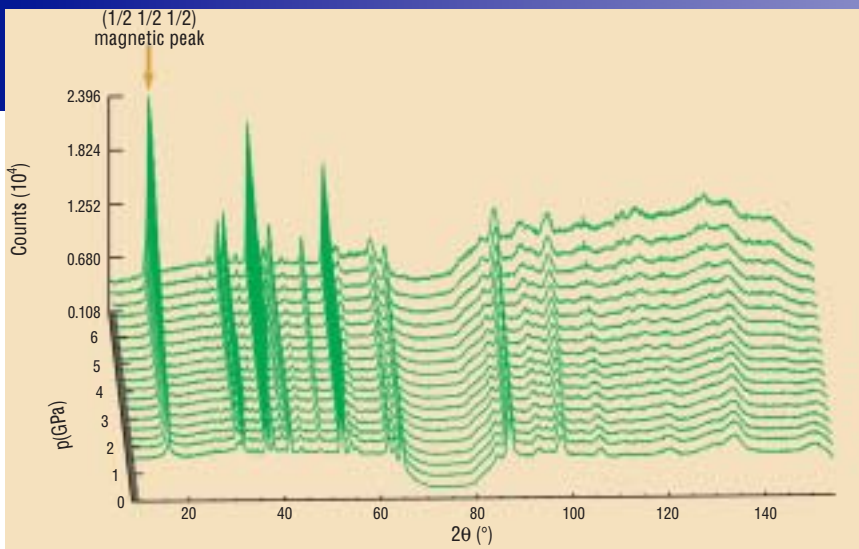


Figure 1: Pressure dependence of the CoO diffraction patterns measured at 300 K on the D20 diffractometer. The appearance and increase of the magnetic contribution is well evidenced with the (1/2,1/2,1/2) magnetic peak intensity variation. The simulation time for each pattern is 40 min. The data have nuclear peak.

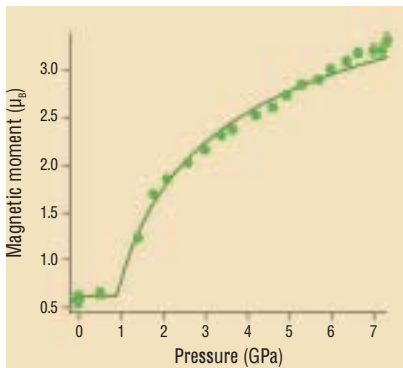


Figure 3: Pressure dependence of the CoO magnetization at 300 K, derived from Rietveld fits to the patterns shown in figure 2. The line is a guide for the eye.

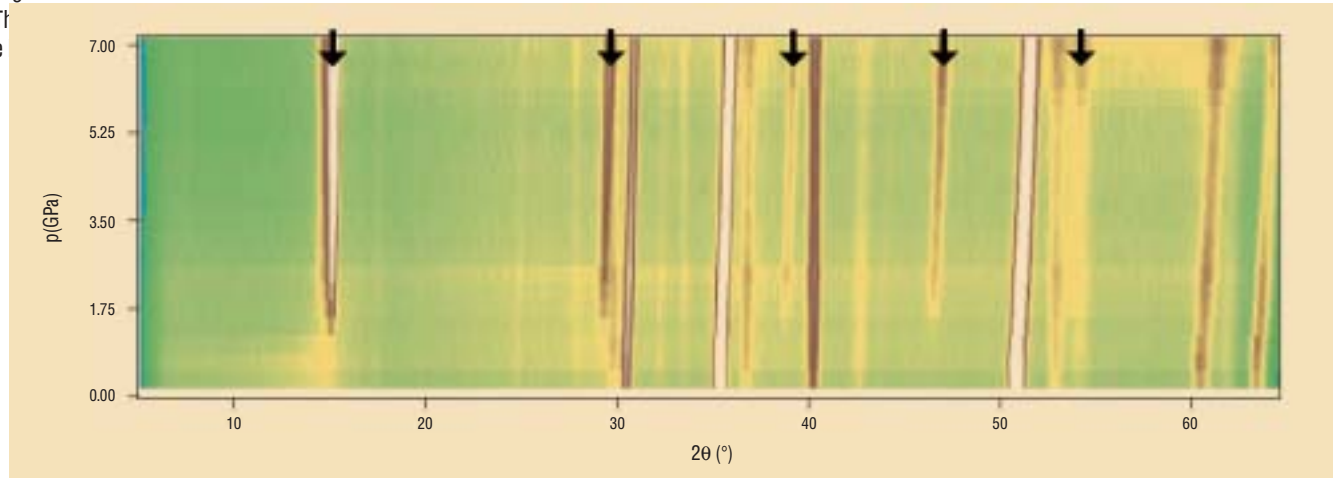

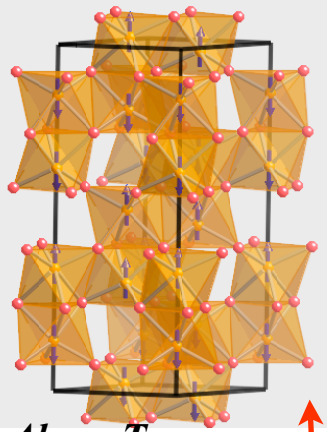


Figure 2: Low angular range zoom of the CoO diffraction pattern measured at 300 K under pressure. The magnetic contributions are marked with arrows.

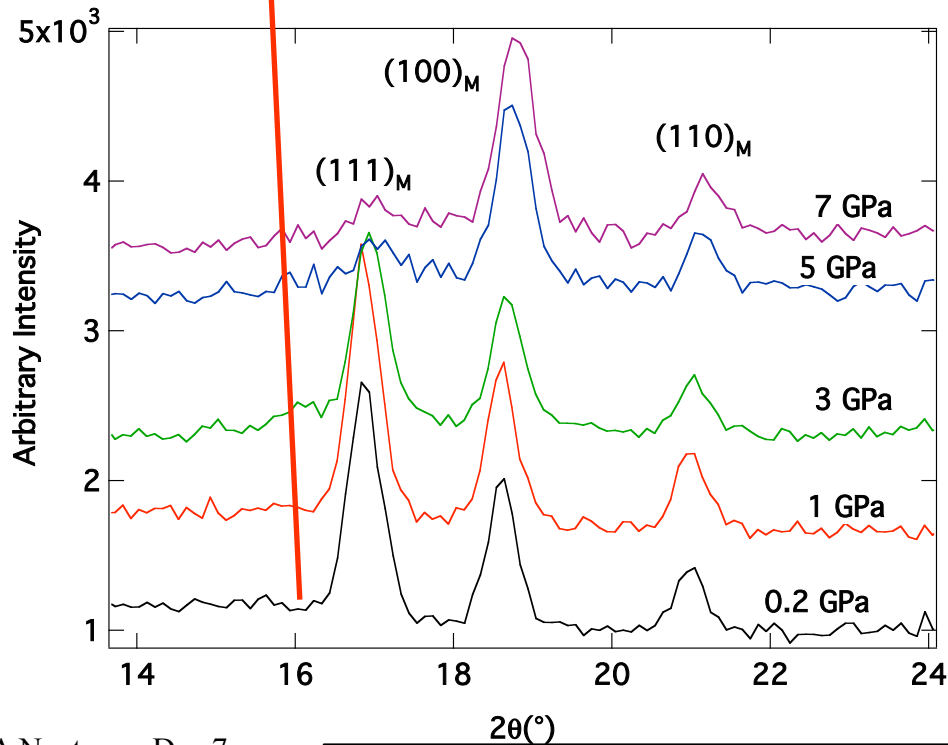
Chalk River and ORNL



Other ambiguous magnetic structure

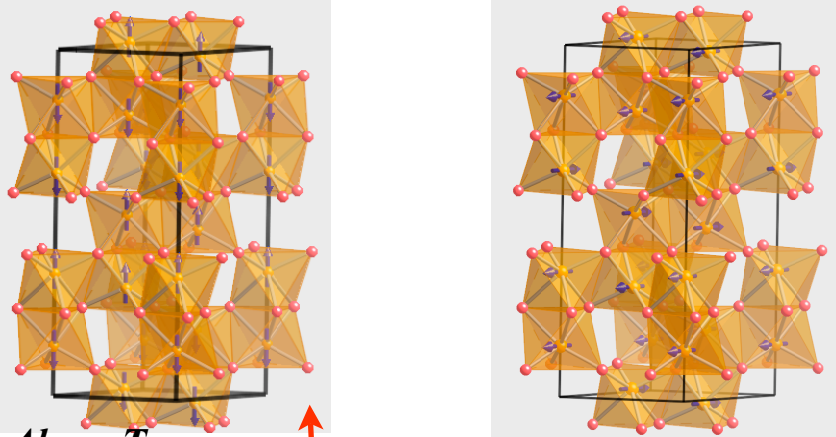


Above T_M
 $T > 250$ K; low P



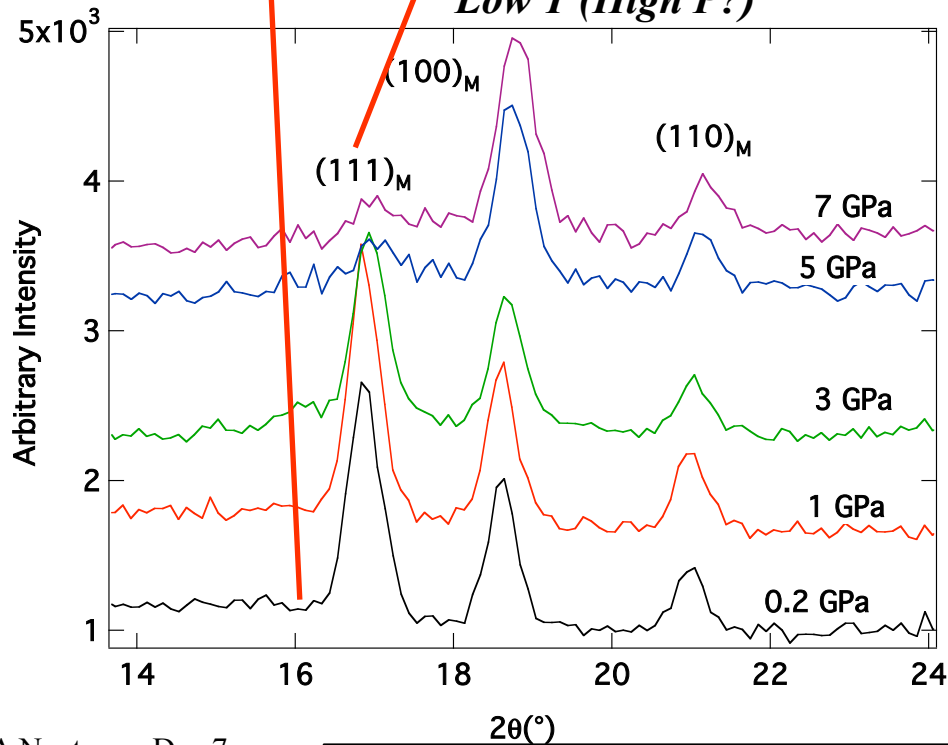
Parise, Locke, Tulk, Swainson, Cranswick,
Physica B (2006)

Other ambiguous magnetic structure



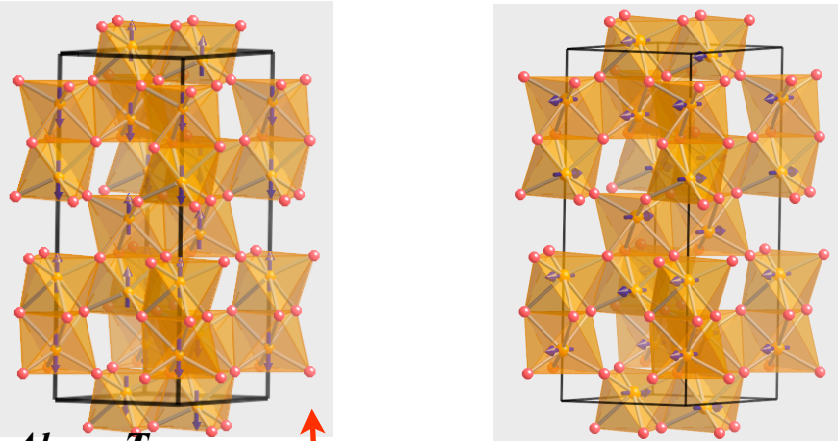
*Above T_M
 $T > 250$ K; low P*

*Morin transition
Low T (High P ?)*



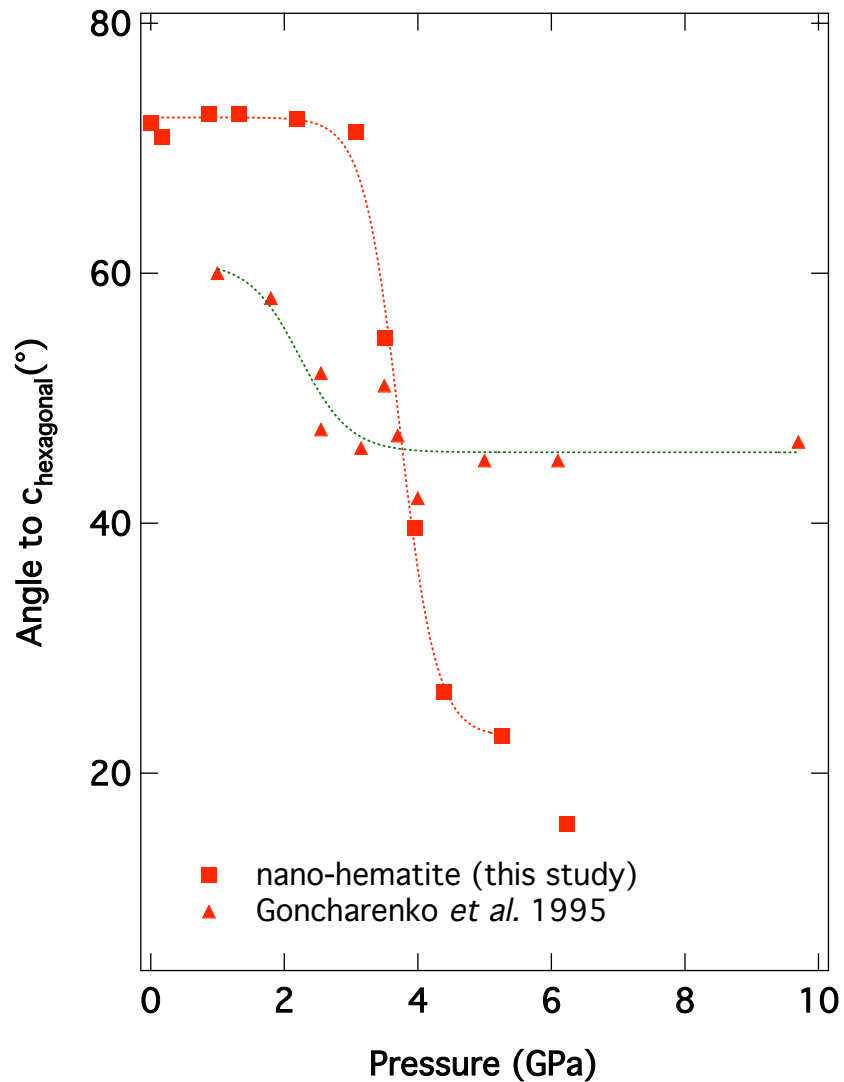
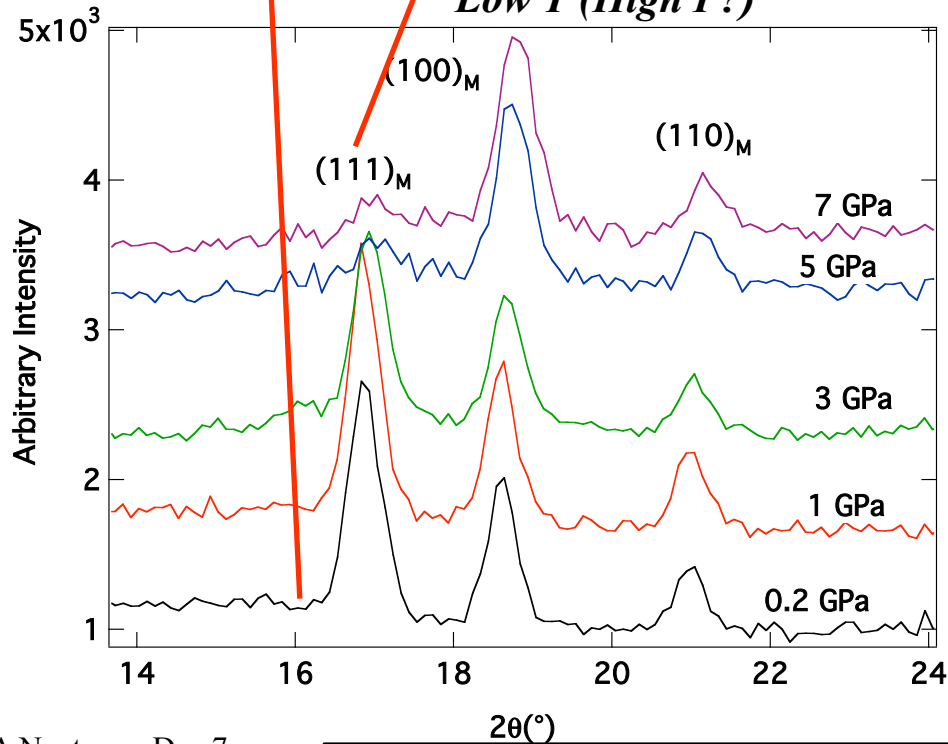
*Parise, Locke, Tulk, Swainson, Cranswick,
Physica B (2006)*

Other ambiguous magnetic structure



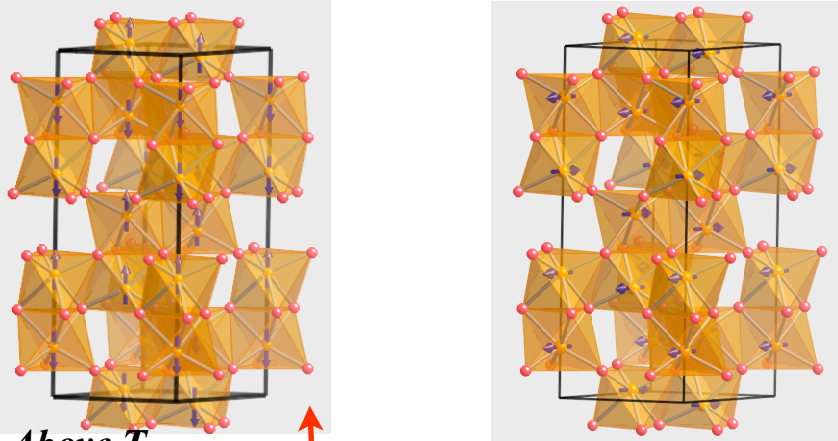
Above T_M
 $T > 250 \text{ K}; \text{ low } P$

Morin transition
 Low T (High P ?)



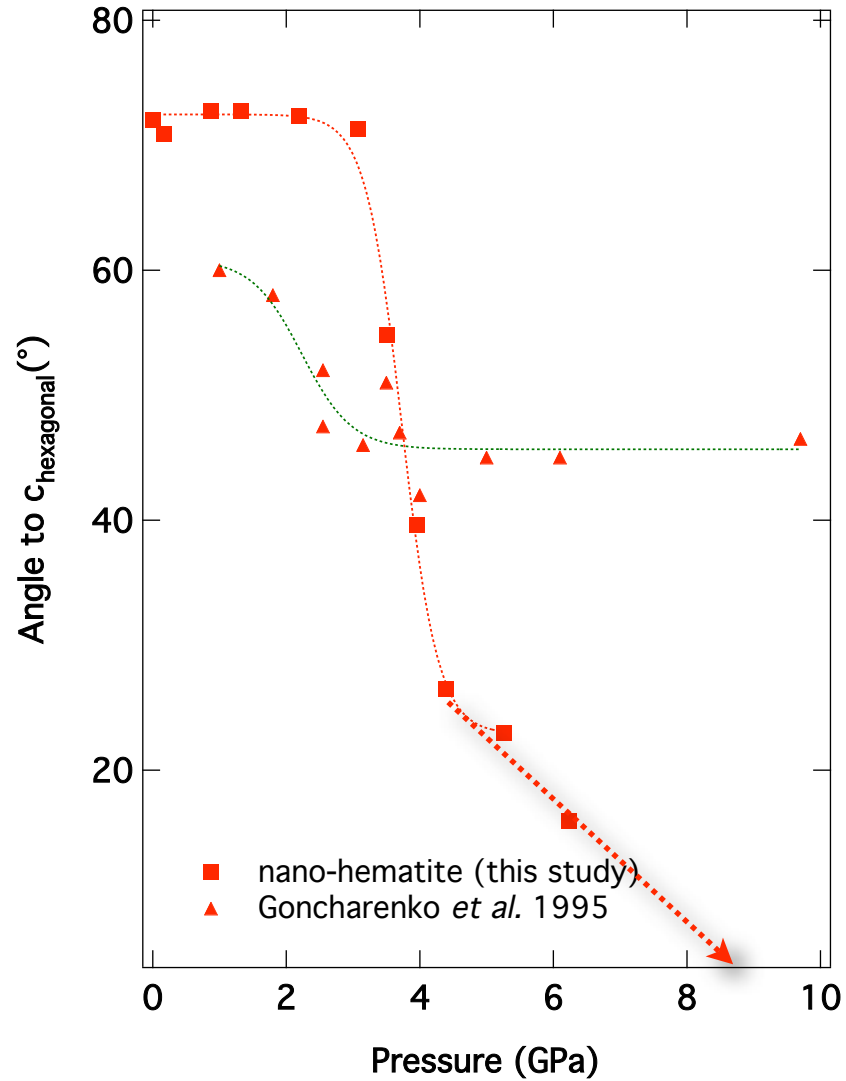
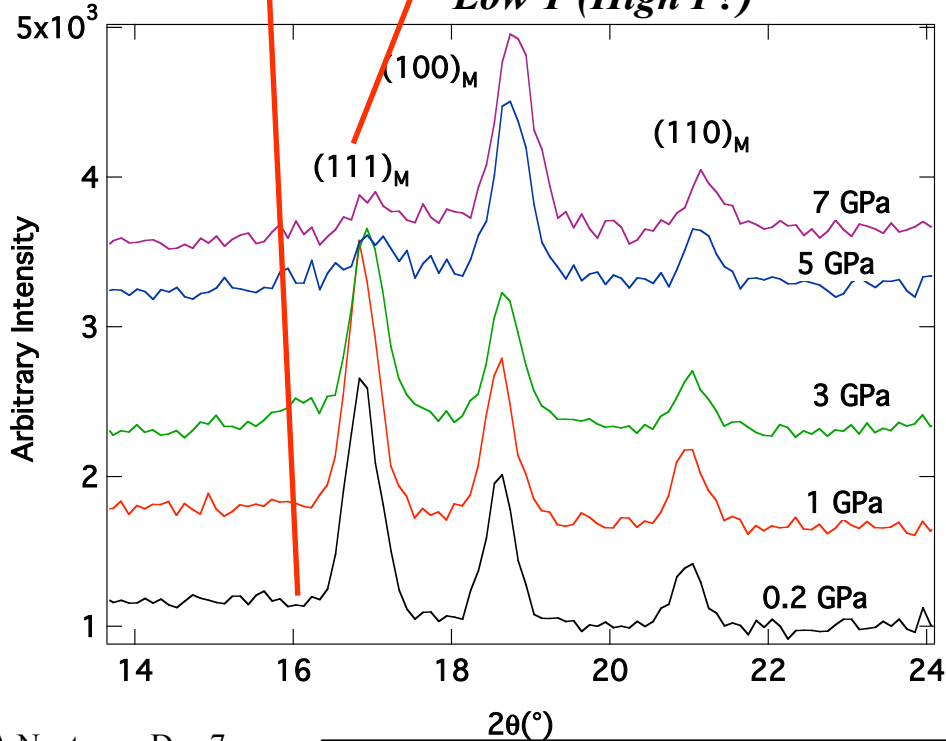
Parise, Locke, Tulk, Swainson, Cranswick,
Physica B (2006)

Other ambiguous magnetic structure



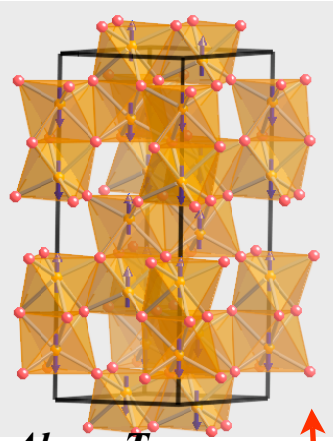
Above T_M
 $T > 250 \text{ K}$; low P

Morin transition
 Low T (High P ?)

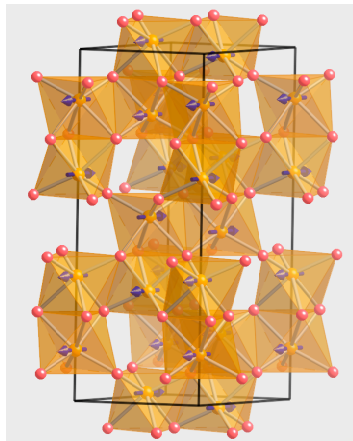


Parise, Locke, Tulk, Swainson, Cranswick,
Physica B (2006)

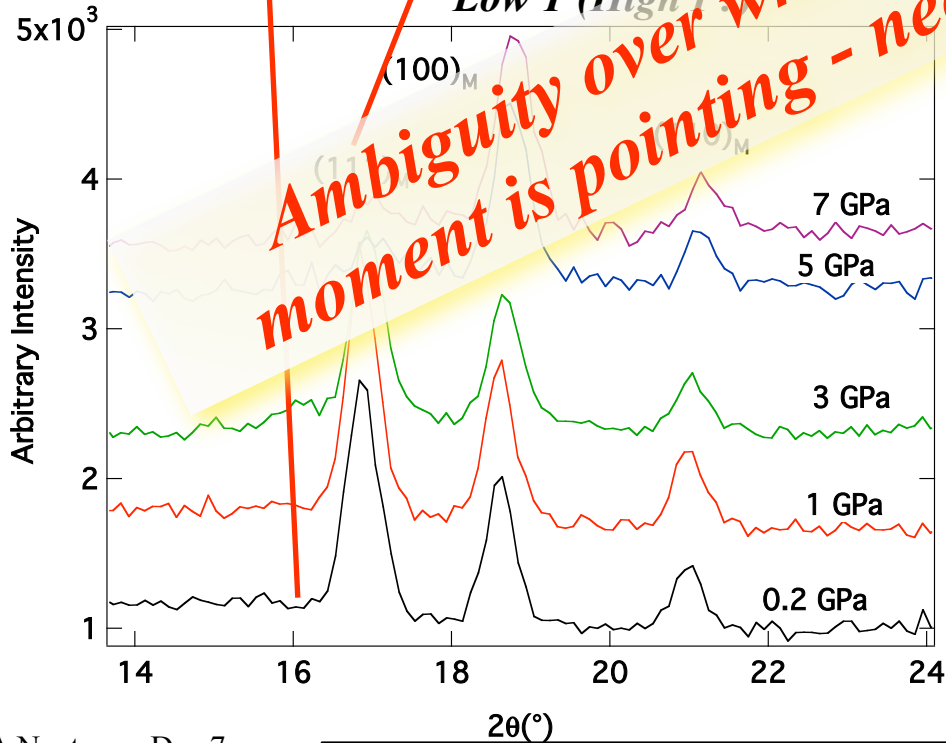
Other ambiguous magnetic structure



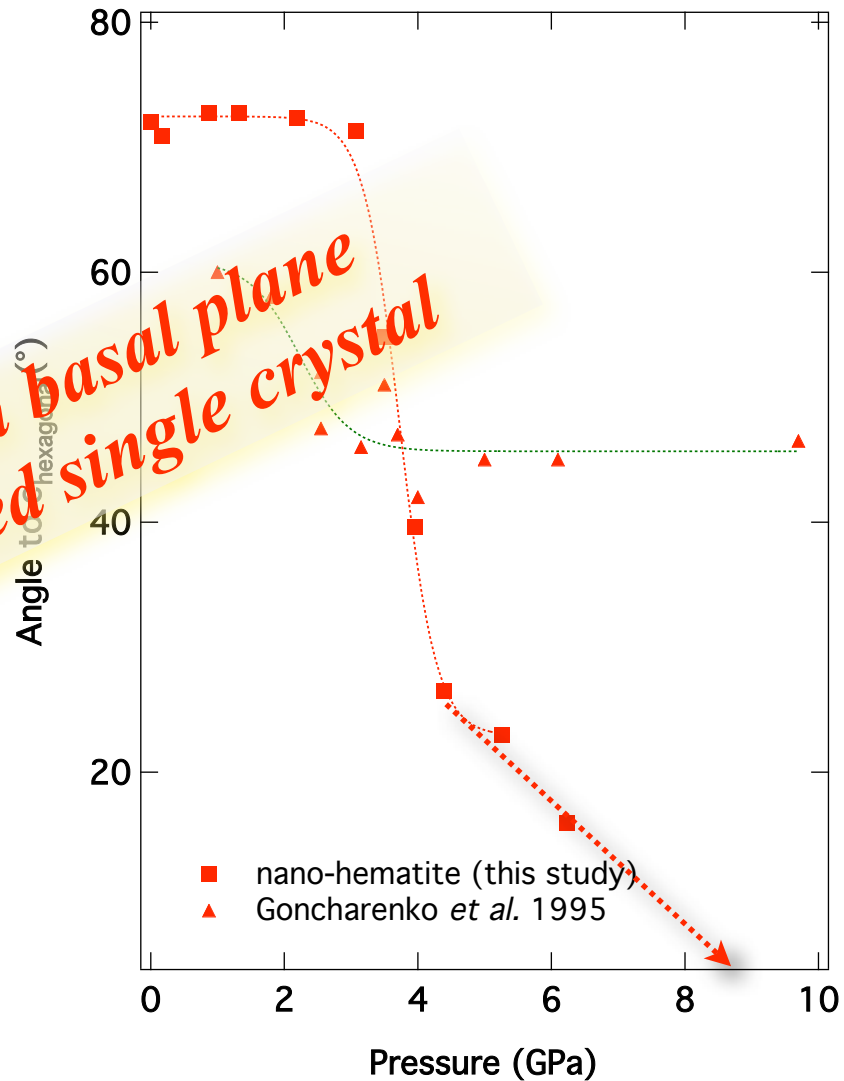
Above T_M
 $T > 250$ K; low P



Morin transition
 Low T (High P ?)



Ambiguity over where in basal plane moment is pointing - need single crystal

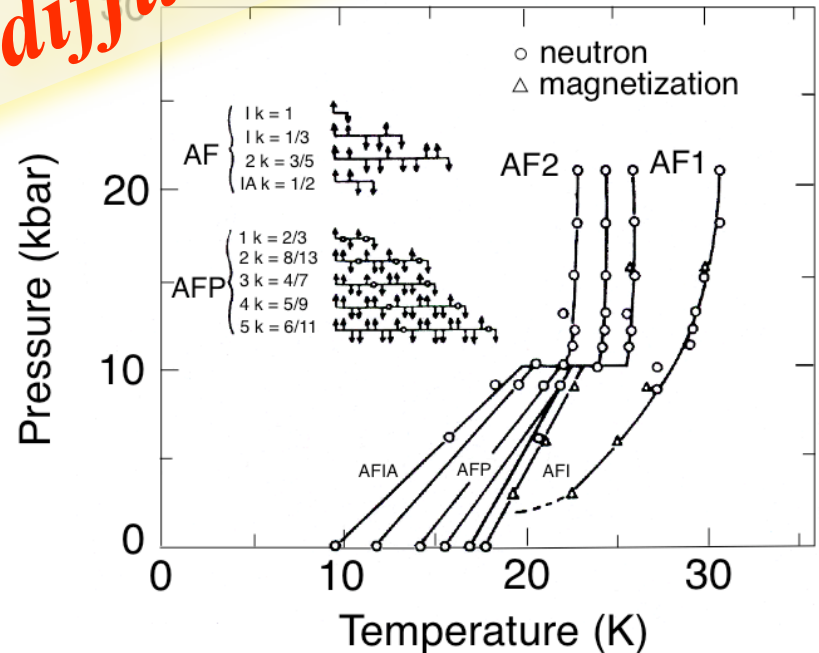
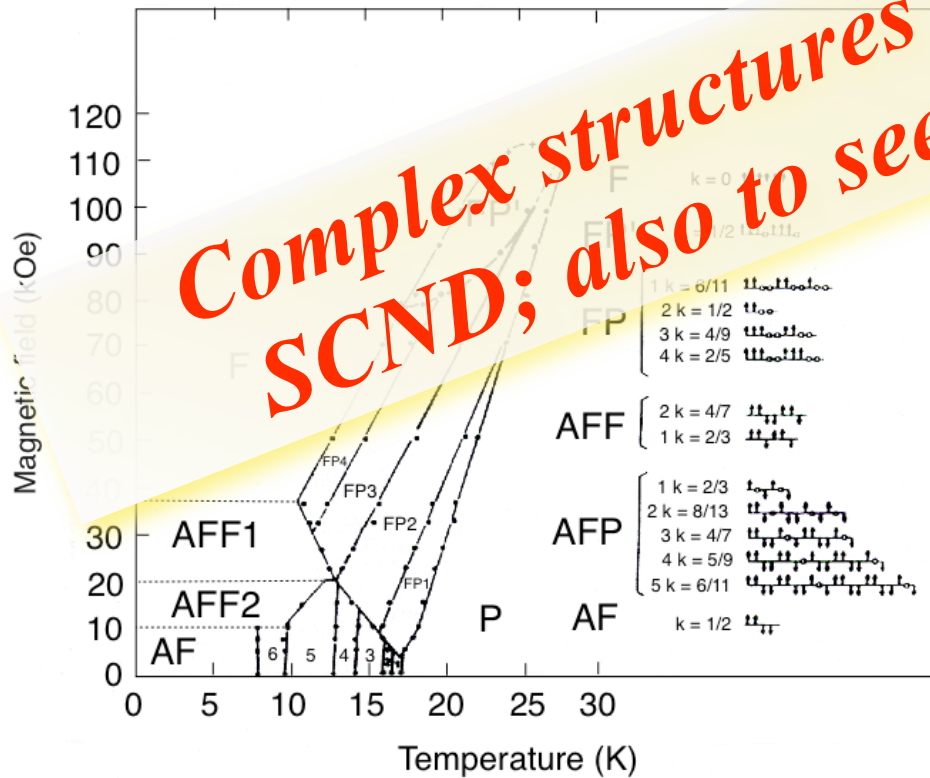


Parise, Locke, Tulk, Swainson, Cranswick,
Physica B (2006)



- Most complex magnetic phase diagram known so far:
- consists of sixteen phases.
- At $H = 0$ the low temperature Phase is the type-IA phase.
- The rest are modulated AFP phases containing paramagnetic planes.

- high P studies to 2 GPa
- Coworkers: P. Burlet, J. Rossat-Mignod, C. Vettier, in ILL clamp cell
- Important results:
- Stabilization of type AF phase.
- Disappearance of AFP phases.
- Type and type IA at high pressure.
- CeSb behaves like CeBi at high P , containing paramagnetic planes.

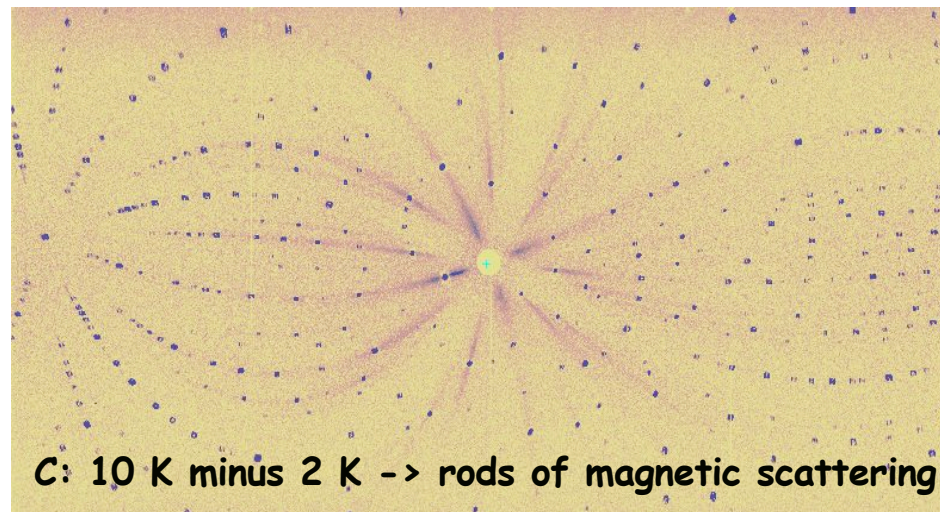


Complex structures need resolution by SCND; also to see diffuse scattering



- FeTaO_6 , Chung, Balakrishnan, Visser & Paul (Warwick), McIntyre (ILL)
- 3-D antiferromagnetic order at 8 K, 2-D order above 8 K (**ALL room pressure**).
- Difficult to imagine interpretation of complex magnetic structure from powders



- FeTaO₆, Chung, Balakrishnan, Visser & Paul (Warwick), McIntyre (ILL)
- 3-D antiferromagnetic order at 8 K, 2-D order above 8 K (**ALL room pressure**).
- Difficult to imagine interpretation of complex magnetic structure from powders



High pressure single crystal neutron scattering: The way forward for complex hydrous minerals and magnetism

- **Smaller samples**
- **Brighter beams**
 - **More flux (SNS)**
 - **Smaller beams (focusing)**
- **More sensitive, larger area, lower noise, detectors**
- **Laue technique**

(1) More Flux - A good reason to go to Oak Ridge Tennessee

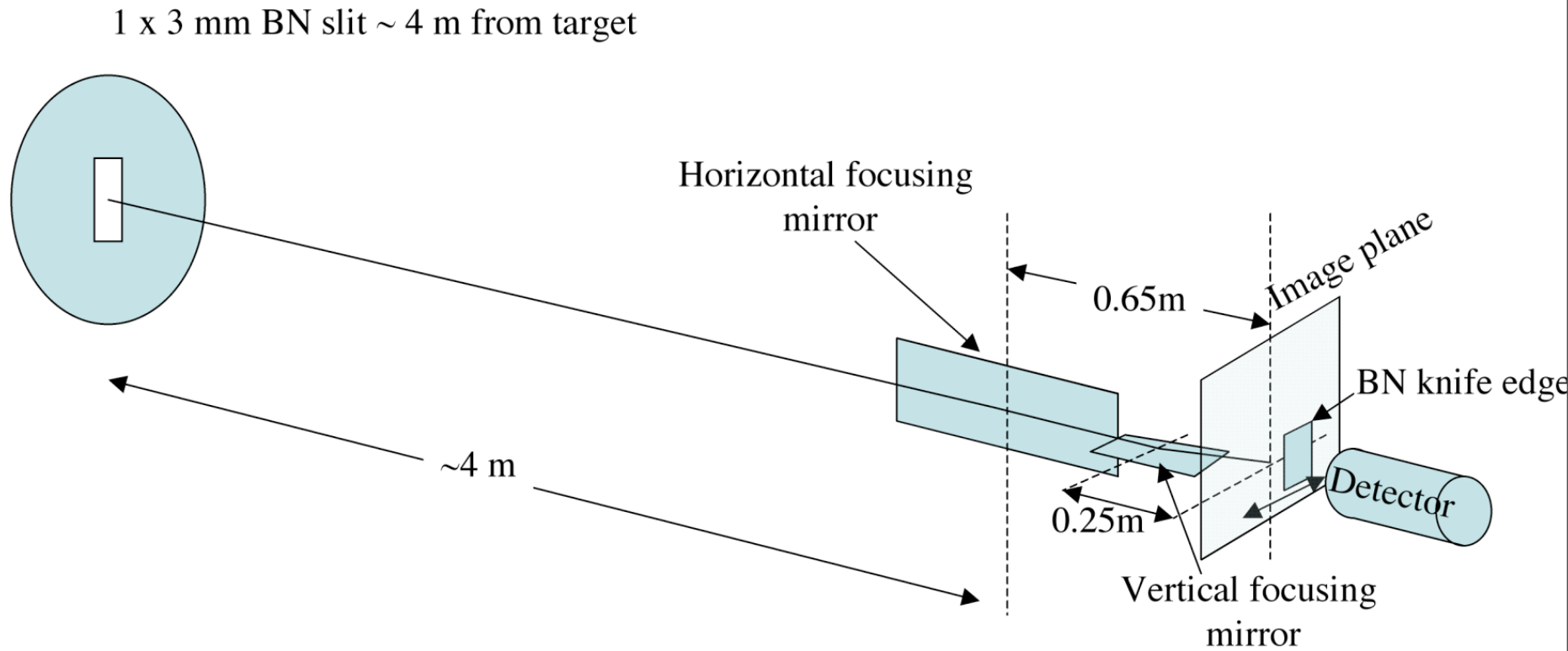


04-01949/arm

The Spallation Neutron Source (SNS) construction project will conclude in 2006



At 1.4 MW it will be the world's most powerful source of neutrons and the world's leading facility for neutron scattering. For what science will it be used?

(2) Greater brightness: Neutron Focusing



Testing and Optimization of neutron mirrors

- *A new prototype microfocusing system tested.*
- *Measured spot size (90 x 90 μm) with roughly 30 mrad on sample.*
- *Diffraction data from free standing 300x300 μm samples and from 200 μm FeO single crystal sample in a panoramic cell--under pressure*

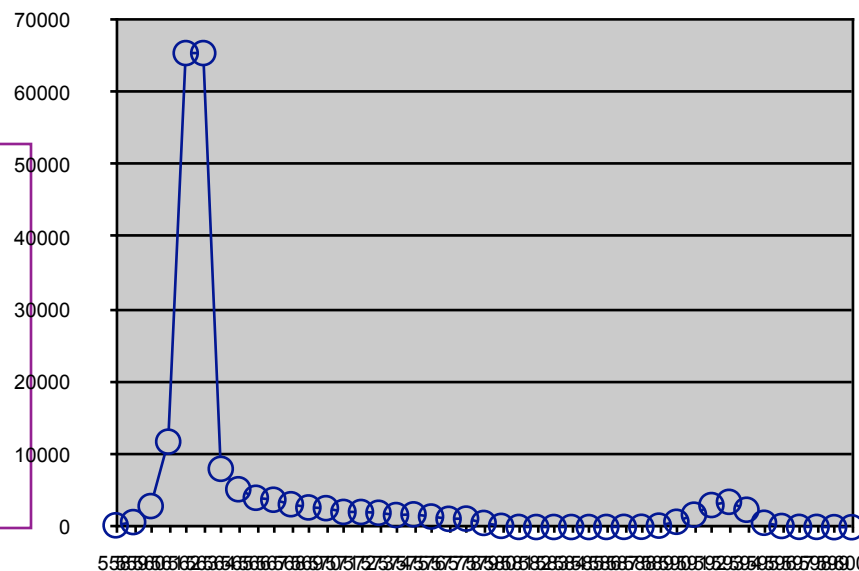
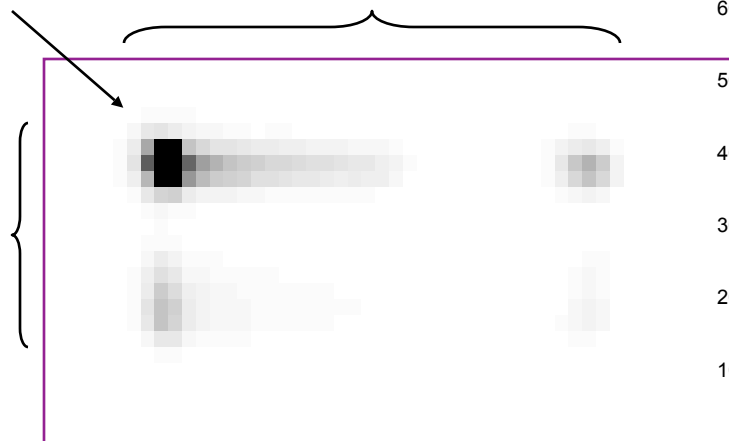


Tulk, Locke, Xu, Ice, Parise, et al. (2004), ORNL, NRCC, Stony Brook and Carnegie Institution.


Testing and Optimization of neutron mirrors

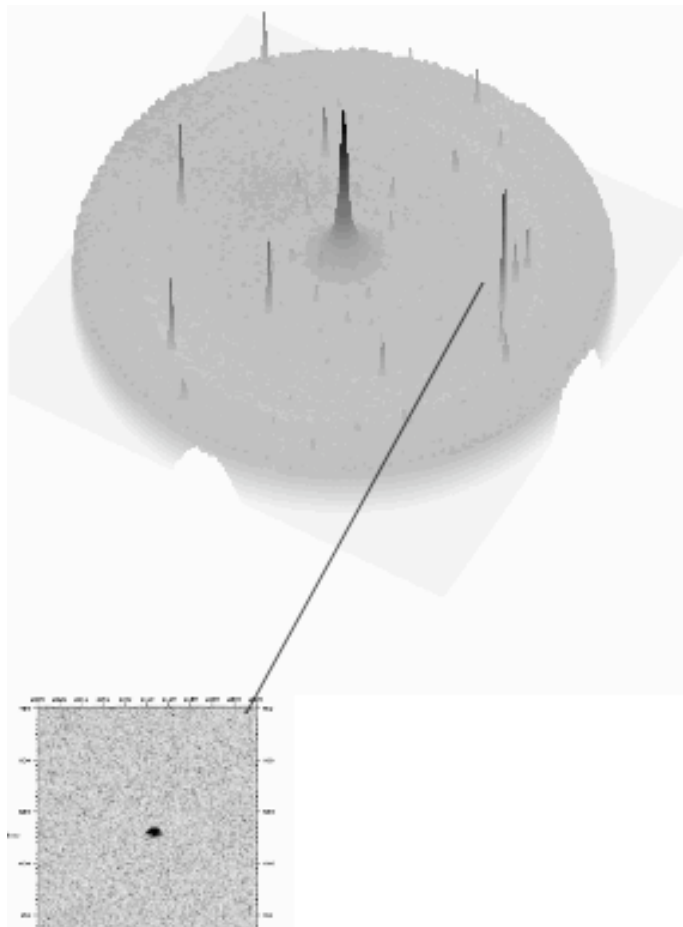
- A new prototype microfocusing system tested.
- Measured spot size (90 x 90 μm) with roughly 30 mrad on sample.
- Diffraction data from free standing 300x300 μm samples and from 200 μm FeO single crystal sample in a panoramic cell--under pressure

Double Focus



Tulk, Locke, Xu, Ice, Parise, et al. (2004), ORNL, NRCC, Stony Brook and Carnegie Institution.






With KB mirrors in place

90 x 90 micron beam

SCATTERING VOLUME ~ 0.0045 mm³

Forserite - Mg₂SiO₄

$\Phi = 170^\circ$



Without KB mirrors in place

Beam much larger than sample

SCATTERING VOLUME ~ 0.05 mm³

Forserite - Mg₂SiO₄

$\Phi = 170^\circ$

Mirrors + cell

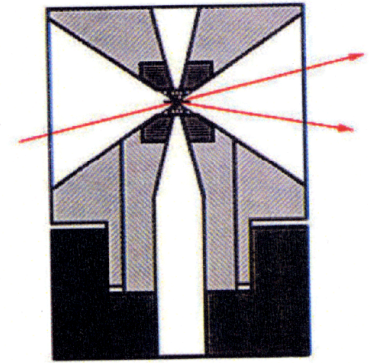
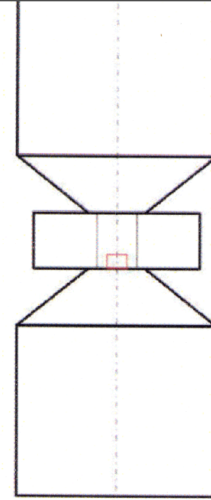



Figure 2 Panoramic cell

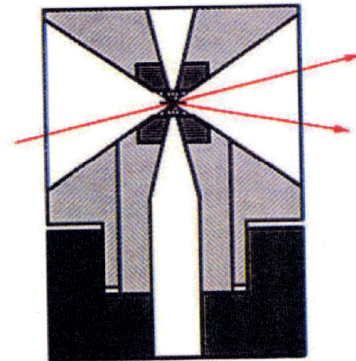
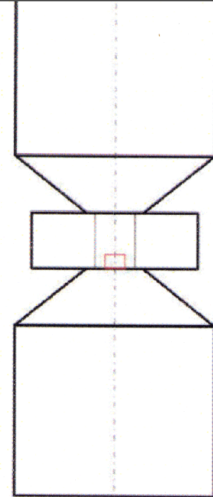




Figure 2 Panoramic cell



Mirrors + cell

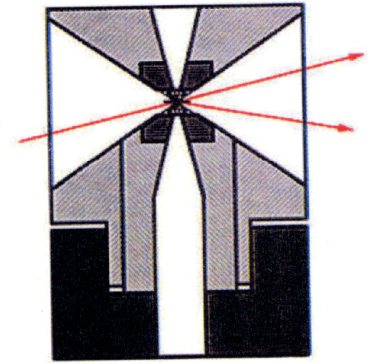
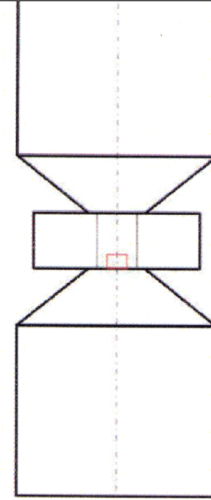

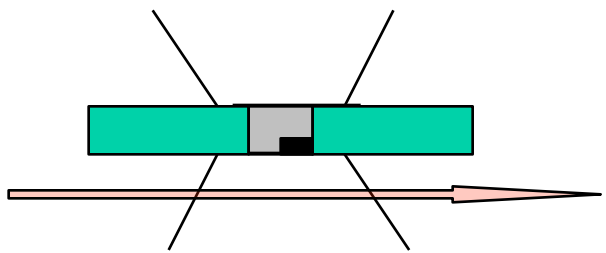

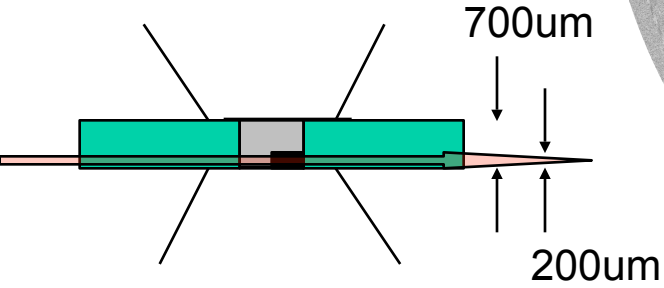




Figure 2 Panoramic cell








- Focusing (Gene Ice ORNL)



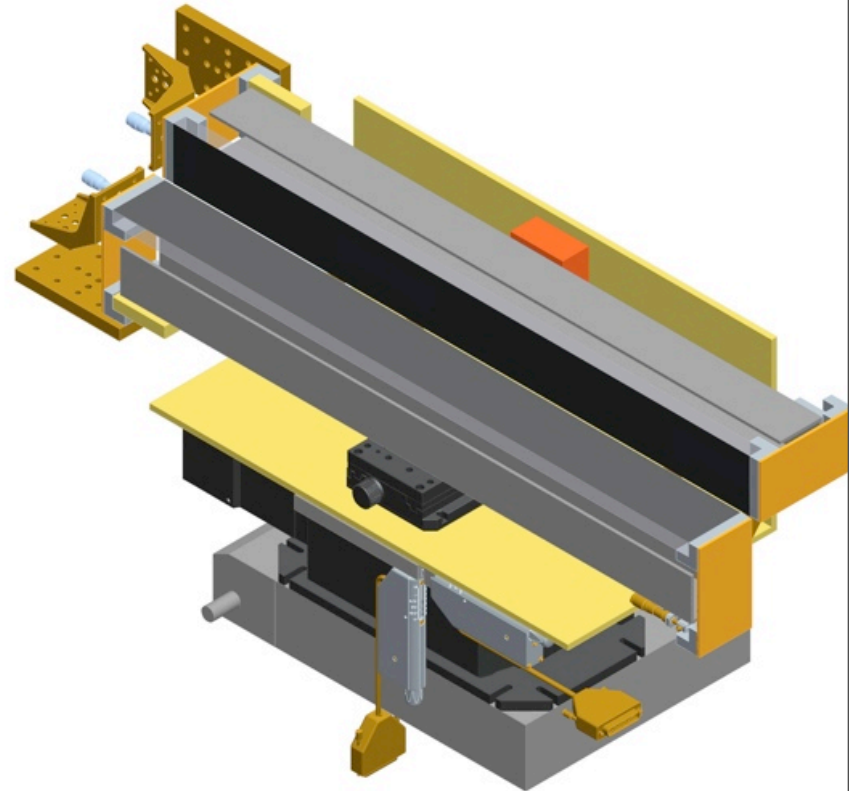
– From this

J. D. Jorgensen's High Pressure legacy

- Focusing (Gene Ice ORNL)



– From this




– to this

The way forward

- Smaller samples
- Brighter beams
 - More flux (SNS)
 - Smaller beams (focusing)
- **More sensitive, larger area, lower noise, detectors**
- **Laue technique**


Area Detectors and white beams (VIVALDI, McIntyre ILL)

Closed Instrument




Mounting pressure cell in instrument

Note the conical binding rings



One picture says it all (McIntyre et al, 2005)


Natrolite single crystal in cell (no pressure)



Laue diffraction pattern from a 0.5 mm^3 natrolite sample in a moissanite-anvil cell: a) $\varphi = 65^\circ$, exposure time 1 hr

CCDs at neutron (reactor) source

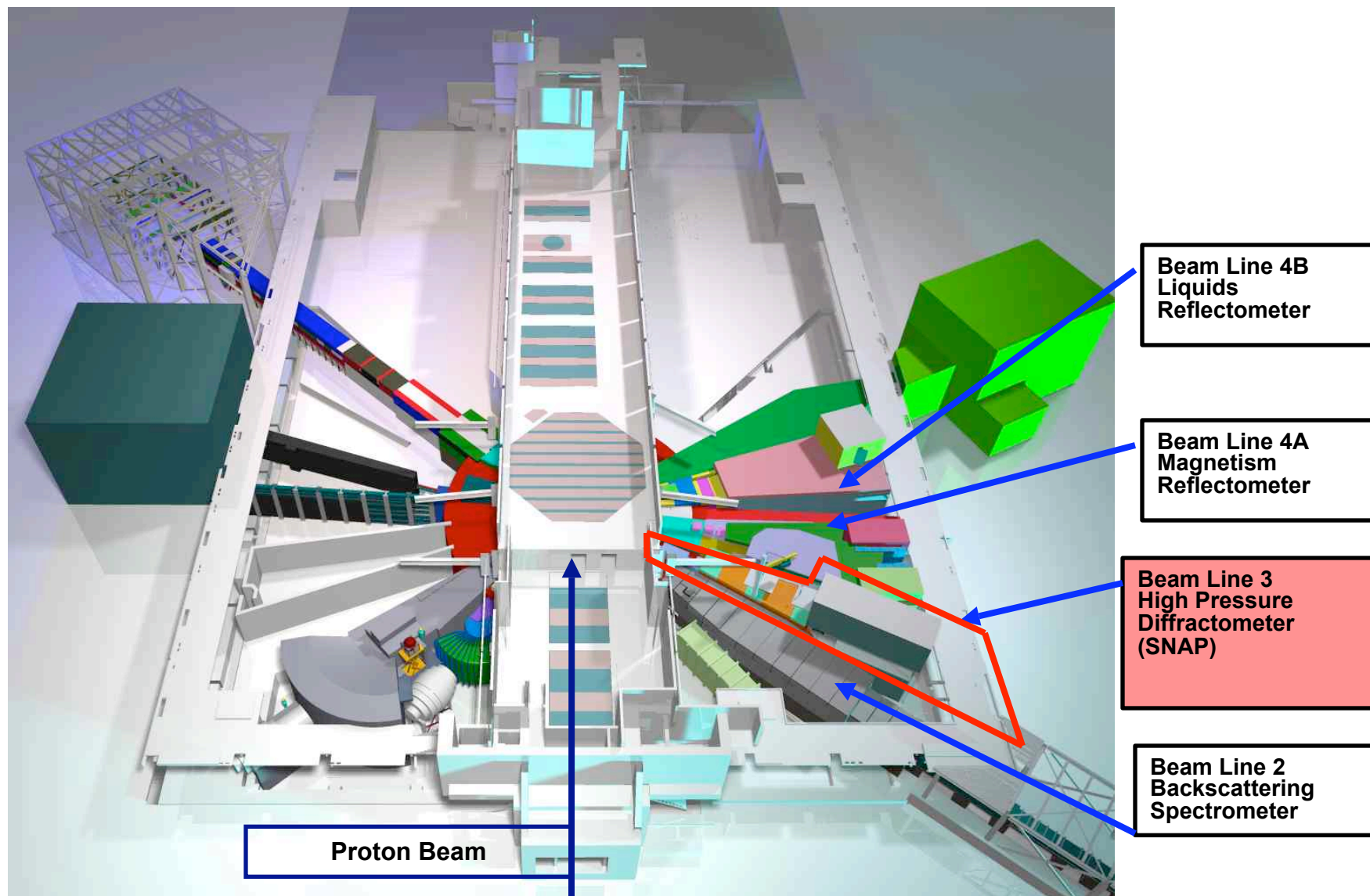
- First test last week

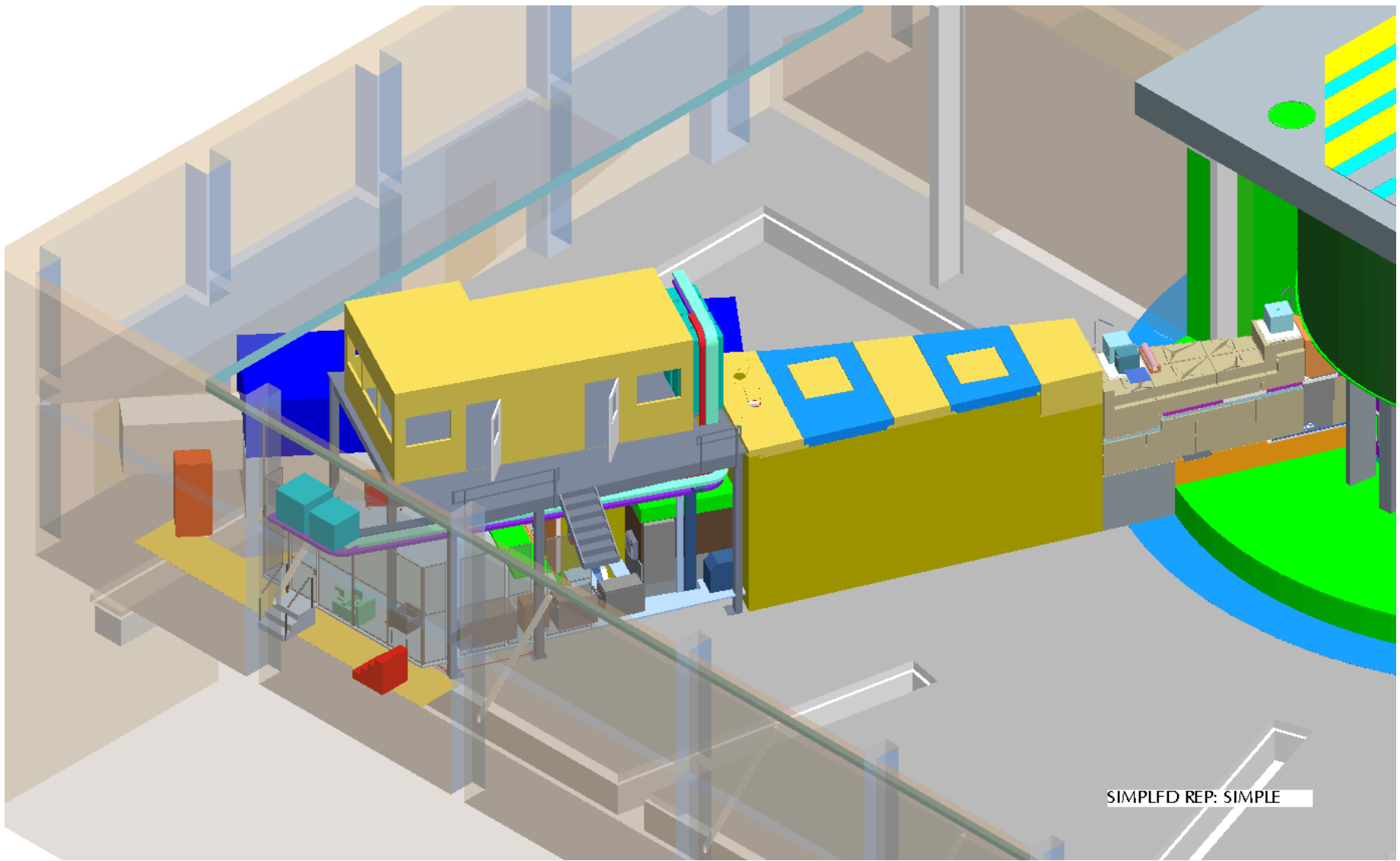


Bringing it all together - Spallation Neutrons And Pressure (SNAP) Instrument Components - synchrotron like



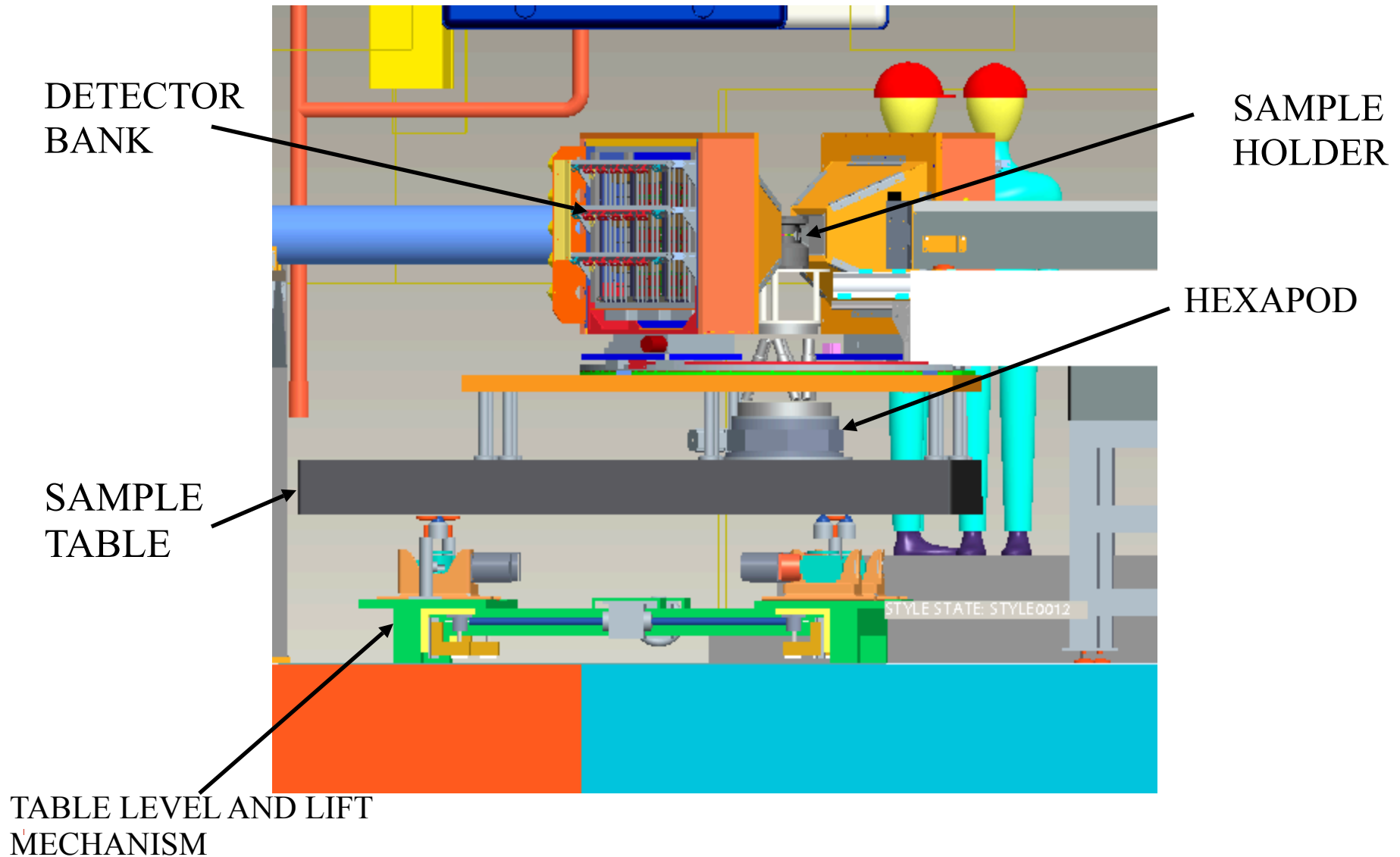
Target Building and Instrument Layout





SIMPLFD REP: SIMPLE

OVERVIEW (ELEVATION)





SNAP on schedule to take beam in 2008



Bright future for HP neutrons

Bright future for HP neutrons

- **Unique properties of neutron plus:**
 - **Potentially revolutionary developments in**
 - **Sources - ISIS 2nd target, SNS, ILL upgrade**
 - **Detectors - esp ILL**
 - **Focusing - ORNL**
 - **HP cells - PE group, Saclay**



Bright future for HP neutrons

- **Unique properties of neutron plus:**

- **Potentially revolutionary developments in**

- **Sources - ISIS 2nd target, SNS, ILL upgrade**

- **Detectors - esp ILL**

- **Focusing - ORNL**

- **HP cells - PE group, Saclay**



- **A bright future especially in complementary studies of**

- **Structure**


- **light elements**

- **Isotope derived partials (glasses and melts)**

- **Magnetic materials**

- **Those momentum transfers not accessible by inelastic X-ray scattering**

Acknowledgements



Darren Locke



Gene Ice




Ron Rogge




Ian Swainson

Chris Tulk



Paul Forster

Darren Locke




Dave Mao
Russ Hemley
Jian Xu

SNAP-IDT

**Funding: NSF CHE-0221934 (CEMS), NSF-DMR-0452444,
DE-FG02-03ER46085**

Acknowledgements



Darren Locke



Gene Ice



Ron Rogge



Ian Swainson

Chris Tulk



Paul Forster

Darren Locke



Dave Mao
Russ Hemley
Jian Xu

SNAP-IDT

**Funding: NSF CHE-0221934 (CEMS), NSF-DMR-0452444,
DE-FG02-03ER46085**